



NAVARASAM ARTS AND SCIENCE COLLEGE FOR WOMEN

Affiliated to Bharathiar University, Coimbatore - 46

(Nationally Accredited with 'B' Grade (CGPA 2.89 out of 4) by NAAC)

Arachalur, Erode (Dt)- 638 101. Tamil Nadu

SELF STUDY REPORT

Submitted to:

**NATIONAL ASSESSMENT AND ACCREDITATION COUNCIL
BANGALORE.**

NOVEMBER 2017

INDEX

A	STEERING COMMITTEE	i
B	IQAC COMMITTEE	ii
C	PROFILE OF THE COLLEGE	iii
D	EXECUTIVE SUMMARY	xiii
	SWOC ANALYSIS OF THE COLLEGE	xxvii
E	CRITERION WISE INPUTS	
	Criterion I: Curricular Aspects	1
	Criterion II: Teaching- Learning & Evaluation	17
	Criterion III: Research, Innovation & Extension	67
	Criterion IV: Infrastructure & Learning Resources	101
	Criterion V: Student Support & Progression	114
	Criterion VI: Governance, Leadership & Management	142
	Criterion VII: Institutional Values & Best Practices	178
F	DECLARATION BY THE HEAD OF THE INSTITUTION	

NATIONAL ASSESSMENT AND ACCREDITATION COUNCIL

STEERING COMMITTEE

- | | | |
|---------------------------|---|-------------------------------|
| 1. Dr.C.Kumarasamy | - | Secretary (Advisor) |
| 2. Dr.P.Logambal | - | Principal & Chair Person |
| 3. Mr.I.Selvam | - | Vice Principal |
| 4. Mr.G.Balakrishnan | - | HOD of Computer Science |
| 5. Dr.P.Gowsalya | - | HOD of Biochemistry |
| 6. Mrs.S.Parveen Sulthana | - | HOD of English (Co-ordinator) |
| 7. Mrs.V.Kalaiselvi | - | HOD of Physics |
| 8. Mrs.P.Rathiga | - | HOD of Computer Applications |
| 9. Ms.M.Jamuna | - | HOD of Chemistry |



INTERNAL QUALITY ASSURANCE CELL

IQAC COMMITTEE

- | | | |
|----------------------------|---|---|
| 1. Dr.P.Logambal | - | Principal & Chair Person |
| 2. Mr.I.Selvam | - | Vice Principal |
| 3. Mr.G.Balakrishnan | - | HOD of Computer Science (Co-ordinator) |
| 4. Dr.V.Sugumar | - | HOD of Business Administration |
| 5. Mrs.G.Esther Vijayakala | - | HOD of Commerce |
| 6. Dr.P.Gowsalya | - | HOD of Biochemistry |
| 7. Mrs.R.Vijaya Chandra | - | HOD of Mathematics |
| 8. Mrs.P.Rathiga | - | HOD of Computer Applications |
| 9. Ms.M.Jamuna | - | HOD of Chemistry |
| 10.Mrs.S.Parveen Sulthana | - | HOD of English |
| 11.Mrs.V.Kalaiselvi | - | HOD of Physics |



PROFILE OF THE COLLEGE

PROFILE OF THE COLLEGE

1. Profile of the Affiliated / Constituent College

1. Name and Address of the College:

Name :	Navarasam Arts & Science College for Women		
Address :	Nagamalai, Arachalur (po), Erode(Dt)		
City : Erode	Pin : 638101.	State : Tamil Nadu	
Website :	www.navarasamcollege.edu.in		

2. For Communication:

Designation	Name	Telephone with STD code	Mobile	Fax	e-mail
Principal	Dr.P.Logambal	O: 0424-2358109 R:	9865723636	0424-2358109	lagambalp@yahoo.com
Vice Principal	Mr.I.Selvam	O: 0424-2357169 R:	9865256951	0424-2358109	iyanarselvam@yahoo.com
Steering Committee Co-ordinator	Mrs.S.Parveen sulthana	O:0424-2357209 R:	9965354931	0424-2358109	parveensulthana2108@gmail.com

3. Status of the Institution:

Affiliated College

Constituent College

Any other(specify)

✓

4. Type of Institution:

a. By Gender

i. For Men

ii. For Women

✓



NAVARASAM ARTS AND SCIENCE COLLEGE FOR WOMEN,
ARACHALUR, ERODE(Dt)- 638 101 TAMIL NADU

PROFILE OF THE COLLEGE

iii. Co-Education

☐

b. By Shift

i. Regular

☒

ii. Day

☐

iii. Evening

☐

5. It is recognized minority institution?

Yes

☐

No

☒

If yes specify the minority status (Religious / Linguistic / any other) and provide documentary evidence.

6. Source of Funding:

Government

☐

Grant-in-Aid

☐

Self-Financing

☒

Any Others

☐

7. a. Date of Establishment of the College: 02/05/1994.

b. University to which the College is affiliated / or which governs the college (If it is a constituent College)

Bharathiar University
Coimbatore.

PROFILE OF THE COLLEGE

c. Details of UGC recognition:

Under Section	Date, Month and Year(dd/mm/yyyy)	Remarks (if any)
i) 2(f)	02/05/2003	-
ii) 12(B)	02/05/2003	-

(Enclose the Certificate of Recognition u/s 2(f) and 12 (B) of the UGC Act).

ENCLOSED

d. Details of recognition / approval by statutory/ regulatory bodies other than UGC (AICTE, NCTE,MCI, DCI,PCI, RCI etc.)

Statutory Regulatory Authority	Recognition / Approval details Institution / Department programme	Day, Month and Year (dd-mm-yyyy)	Validity	Remarks
AICTE	MCA	28/06/2001 TN-004 /ET-MCA / 2001	Permanent	-

(Enclose the recognition / approval letter)

ENCLOSED

8. Does the affiliating university Act provide for conferment (as recognized by the UGC), on its

affiliated colleges?

Yes

☒

No

☐

NAVARASAM ARTS AND SCIENCE COLLEGE FOR WOMEN,
ARACHALUR, ERODE(Dt)- 638 101 TAMIL NADU

PROFILE OF THE COLLEGE

If yes, has the College applied for availing the autonomous status?

Yes ☒ No ☐

9. Is the College recognized

a. by UGC as a College with Potential for Excellence(CPE)?

Yes ☐ No ☒

If yes, Date of Recognition: (dd/mm/yyyy)

b. For its performance by any other governmental agency?

Yes ☐ No ☒

If yes, Name of the agency..... and

Date of Recognition..... (dd/mm/yyyy)

10. Location of the campus and area in sq.mts:

Location*	Rural
Campus area in sq.mts	16.21 acres / 706107 sq.mts
Built up area in sq.mts.	74527.12 sq.mts

(* Urban, Semi-urban, Rural, Tribal, Hilly area, any other specify)

PROFILE OF THE COLLEGE

11. Details of Programmes offered by the college (Give data for current academic year)

Sl.No	Programme Level	Name of the Programme / Course	Duration	Entry Qualification	Medium of instruction	Sanctioned / approved Student strength	No. of students admitted
1.	Under – Graduate	B.A(Tamil)	3 years	12 th Std	TAMIL	54	50
2.		B.A(English)	3 years	12 th Std	ENGLISH	137	115
3.		B.Sc(Maths)	3 years	12 th Std	ENGLISH	69	64
4.		B.Sc(Maths)CA	3 years	12 th Std	ENGLISH	69	19
5.		B.Sc (Biochemistry)	3 years	12 th Std	ENGLISH	42	37
6.		B.Sc (Physics)	3 years	12 th Std	ENGLISH	41	37
7.		B.Sc(Chemistry)	3 years	12 th Std	ENGLISH	41	31
8.		B.Sc(CS) ‘Day’	3 years	12 th Std	ENGLISH	138	45
9.		BCA	3 years	12 th Std	ENGLISH	123	35
10.		B.Com	3 years	12 th Std	ENGLISH	132	108
11.		B.Com(CA)	3 years	12 th Std	ENGLISH	123	110
12.		B.B.A	3 years	12 th Std	ENGLISH	60	26
13.		B.Sc(IT)	3 years	12 th Std	ENGLISH	68	14
14.	Post - Graduate	M.A(Tamil)	2 years	UG	TAMIL	50	14
15.		M.A(English)	2 years	UG	ENGLISH	42	34
16.		M.Sc(Maths)	2 years	UG	ENGLISH	52	45
17.		M.Sc(Bio-chemistry)	2 years	UG	ENGLISH	30	04
18.		M.Sc(CS)	2 years	UG	ENGLISH	52	25
19.		M.Sc(IT)	2 years	UG	ENGLISH	65	11
20.		MCA	3 years	UG	ENGLISH	30	23
21.		M.Com	2 years	UG	ENGLISH	36	24
22.		M.Com(CA)	2 years	UG	ENGLISH	47	18
23.		M.Sc(Physics)	2 years	UG	ENGLISH	20	18
24.		M.Sc(Chemistry)	2 years	UG	ENGLISH	20	14
25.	Integrated Programmes PG	NIL					



PROFILE OF THE COLLEGE

26.	M.Phil	Tamil	1 year	PG	TAMIL	47	10
27.		English	1 year	PG	ENGLISH	24	05
28.		Mathematics	1 year	PG	ENGLISH	20	15
29.		Biochemistry	1 year	PG	ENGLISH	28	02
30.		Computer Science	1 year	PG	ENGLISH	50	15
31.		Commerce	1 year	PG	ENGLISH	45	10
32.		Physics	1 year	PG	ENGLISH	15	04
33.	Ph.D	Tamil	1 year	M.Phil/PG in Tamil	TAMIL	08	08
34.		Commerce	1 year	M.Phil/PG in commerce	ENGLISH	08	08
35.	Certificate Course	UGC Grant in-aid 13 Value add on courses					
36.	UG Diploma	12 Certificate courses syllabus designed by each department as additional curriculum					
37.	PG Diploma						
38.	Any Other (Specify and provide details)	Center for Participatory Programmes (8 UG, 11 PG, 1 PGDCA) for obtaining dual degree for the regular course students					

12. Does the college offer self-financed Programmes?

Yes ☒ No ☐

If yes, how many?

14 UG courses, 11 PG courses, 8 M.Phil courses and 2 Ph.D courses

13. New programmes introduced in the college during the last five years if any?

Yes	<input checked="" type="checkbox"/>	No		Number	4
-----	-------------------------------------	----	--	--------	---

PG

M.Sc Physics

M.Sc Chemistry

Ph.D

Tamil

Commerce

14. List the department: (respond if applicable only and do not list facilities like Library, Physical Education as department, unless they are also offering academic degree awarding programmes. Similarly, do not list the departments offering common compulsory subjects for all the programmes like English, regional language etc.)

PROFILE OF THE COLLEGE

Faculty	Departments	UG	PG	Research
Science	Mathematics	B.Sc	M.Sc	M.Phil
	Chemistry	B.Sc	M.Sc	
	Physics	B.Sc	M.Sc	M.Phil
	Biochemistry	B.Sc	M.Sc	M.Phil
	Computer Science	B.Sc	M.Sc	M.Phil
	Information Technology	B.Sc	M.Sc	
	Computer Technology	B.Sc		
	Computer Applications	BCA	MCA	M.Phil
Arts	Tamil	B.A	M.A	M.Phil
	English	B.A	M.A	M.Phil
Commerce	Commerce,	B.Com B.Com(CA)	M.Com M.Com(CA)	M.Phil
	Management	BBA	-	M.Phil
Any Other (Specify)	-	-	-	-

15. Number of teaching and non-teaching positions in the Institution

Positions	Teaching faculty						Non-teaching staff		Technical Staff	
	Professor		Associate Professor		Assistant Professor					
	*M	*F	*M	*F	*M	*F	*M	*F	*M	*F
Sanctioned by the UGC/University/State Government Recruited			Not Applicable							
Yet to recruit										
Sanctioned by the management/society or other authorized bodies	-	-	-	-	03	110	03 37	30 16	02	08



PROFILE OF THE COLLEGE

Recruited										
Yet to recruit	-	-	-	-	-	-	-	-	-	-

*M-Male, *F-Female

16. Qualifications of the teaching staff:

Highest qualification	Professor		Associate Professor		Assistant Professor		Total
	Male	Female	Male	Female	Male	Female	
Permanent Teachers							
D.Sc/D.Litt	-	-	-	-	-	-	-
Ph.D	-	-	-	-	01	09	10
M.Phil	-	-	-	-	02	84	86
PG	-	-	-	-	-	16	16
Temporary Teachers							
Ph.D	-	-	-	-	-	-	-
M.Phil	-	-	-	-	-	-	-
PG	-	-	-	-	-	-	-
Part-Time Teachers							
Ph.D	-	-	-	-	-	-	-
M.Phil	-	-	-	-	-	-	-
PG	-	-	-	-	-	--	-

17. Number of Visiting Faculty / Guest Faculty engaged with the college

-

18. Furnish the number of the students admitted to the college during the last five academic years

Categories	2012-2013		2013-2014		2014-2015		2015-2016		2016-2017	
	Male	Female	Male	Female	Male	Female	Male	Female	Male	Female
SC	-	504	-	555	-	471	-	388	-	367
ST	-	06	-	07	-	13	-	09	-	02
OBC	-	-	-	-	-	-	-	-	-	-
General	-	3045	-	2905	-	2604	-	2403	-	2362

PROFILE OF THE COLLEGE

Others	-	01	-	02	-	03	-	02	-	08
--------	---	----	---	----	---	----	---	----	---	----

19. Details on students enrollment in the college during the current academic year : (2016-2017)

Type of Students	UG	PG	M.Phil	Ph.D	Total
Students from the same state where the college is located	783	245	53	-	1081
Students from other states of india	-	-	-	-	-
NRI students	-	-	-	-	-
Foreign Students	-	-	-	-	-
Total	783	245	53	-	1081

20. Unit Cost of Education

(Unit cost = total annual recurring expenditure (actual) divided by total number of students enrolled)

(a) including the salary component

Rs.19,819 /-

(b) excluding the salary component

Rs.13,368 /-

21. Date of accreditation* (applicable for Cycle 2, Cycle 3, Cycle 4 and re-assessment only)

Cycle1: 05/01/2013 - Accreditation Outcome/Result 2.89 B Grade

Cycle2: ---- - Accrediation Outcome/Result ----

Cycle3: ---- - Accreditation Outcome/Result ----

Cycle4: ---- - Accreditation Outcome/Result ----

* Kindly enclose copy of accreditation certificate(s) and peer team report(s) as an annexure.

- Copy of accreditation certificate:

--ENCLOSED --

- Peer team Report:

--ENCLOSED-- as in Annexure-I.



**NAVARASAM ARTS AND SCIENCE COLLEGE FOR WOMEN,
ARACHALUR, ERODE(Dt)- 638 101 TAMIL NADU**

22. Date of establishment of Internal Quality Assurance Cell

(IQAC) 19/07/2011

23. Details regarding submission of Annual Quality Assurance Reports (AQAR) to NAAC.

AQAR (i) 18/11/2015

AQAR (ii) 18/12/2015

AQAR (iii) 18/03/2016

AQAR (iv) 20/07/2016

EXECUTIVE SUMMARY

EXECUTIVE SUMMARY

“Navarasam Narpani Kalamandram”- a rural voluntary service organization was established by the contribution of **50** authentic members with the motive and motto of ‘service to the rural people’, at Palliyuthu village, Erode (Dt), Tamil Nadu.

This voluntary service organization started a towering yardstick educational institution by the name ‘Navarasam Matriculation school’ which then flourished with flying colours into Navarasam Matriculation Higher Secondary school with **2750** students and **140** teachers which rejoice a laureate among other matriculation schools in Tamilnadu. The glory of Navarasam empire embarked with eminence by the students who have been well settled to the highest levels in all walks of life and different fields in which many serve to our motherland and many to our neighborhood and foreign lands with zeal and excellence.

The dedicated and service minded team together generated its commitment in their educational journey and so affirmed into second footstep by establishing another rural voluntary service organization by name Nagamalai Navarasam Educational Trust, consisting of **30** dedicated members who started to rock its vehemence by launching a co-educational institution by the epithet Nagamalai Navarasam Arts and Science College in June **1994** at the foot hills of Nagamalai, Arachalur, Erode (Dt), Tamil Nadu. With the heart rendering endeavour to do service to women community and impart the best education, the college has been transformed into a women’s college by the name ‘Navarasam Arts and Science college for women in **1997**’. Since its inception, the college has attained a potential upliftment and growth in the academic and other fields.



The institution has been approved with **2(f)** and **12(B)** by UGC which provides financial assistance under various schemes. The cardinal objective of the institution is to create good citizens with social, economical and political responsibilities. The Hallmark of the institution is to educate the whole family by educating women folk.

The institution is rendering yeomen service in preparing and empowering rural women to meet the global challenges. The dignified college has been affiliated to Bharathiar University, Coimbatore which offers **14 UG**, **11 PG**, **8 M.Phil** and **2 Ph.D** programmes. The curriculum of the institution has been designed by the affiliating university.

At present the college has **2800** students and **115** faculty members. So far **11,174** students have been awarded with UG and PG degree. The Institution follows the semester pattern for all the programmes and annual pattern for optional UGC sponsored value add on courses. Choice Based Credit System (CBCS) is followed from 2008 onwards which provides wide scope for choice of subjects under certain parts. **13** value add-on courses with UGC Grant-in-aid of Rs **29 Lakhs** has been conducted by the institution. The college has established CPP centre and it offers **05** UG and **11** PG courses and **one** PG diploma course which are conducted on Sundays only. There is also a provision for dual/twinning degree. To promote self-help employment opportunities, the college conducts **17** club activities with entrepreneurial cell of the college. The products produced by the students in the clubs are displayed in the college bazaar organized by the college.

Any accreditation and modification, enhancement and change of the newly designed curriculum will be deeply and widely discussed in Board of studies meeting at Bharathiar University. This revision of the curriculum will be informed to the representative of the Board of Studies every year for updation. The curriculum permits the students to have an academic

flexibility both horizontally and vertically. Lateral entry for MCA and credit transfer facilities are permitted by the university. Every programme offered in the college has adopted ICT enabled teaching equipped with LCD projectors and internet facilities. E-learning through ICT is also made available.

The institution has conducted **10** national, **03** International seminar and **216** conferences and workshops altogether for the past years. The college is provided with all the infrastructural facilities like fully furnished class rooms with LCD facilities and well equipped and modernized laboratories. More than **645** computers are installed in computer labs and other labs. The College follows structured feedback system in which the feedbacks are collected from students. The opinion and suggestion of the students are implemented for the enhancement of curriculum.

The institution has signed MOU with various organizations like EDDISSIA, Avathar Academy, INFOSYS and TCS. Apart from the regular curriculum, the college conducts **12** different certificate courses for the enrichment of knowledge and skill of the students.

The academic calendar is framed by the institution to furnish the academic plans, lesson plans, number of working days, dates of examination, seminars etc in the beginning of the academic year. Students' admission is done according to the norms of the government and university on first come first serve basis. The procedures of the admission are imprinted in the prospectus. The college provides concession for the merit students, economically poor students and physically challenged students.

The alumni and PTA of the college extend their support in giving financial help to economically poor students and for the infrastructural facilities. The physically challenged are



provided with wheel chairs and ramps for their easy mobility. Scribes are also arranged to write university examination.

The institution has appointed well educated, experienced, dedicated and sincere faculty members giving priority to merit and excellence. The peer team of NAAC committee visited the institution for its accreditation and assessment on 10th, 11th and 12th Sep 2012 and the institution has been Accredited with **‘B’ grade** on January 2013.

IQAC is an important organ which functions and monitors the quality enhancement and quality sustenance in all fields. **7** faculty members have cleared NET and **2** have cleared SET examination. **10** faculty members of the institution have been awarded with Ph.D, **86** faculty members are M.Phil holders and **35** faculty members are pursuing their doctoral degree. The institution encourages the faculty members to participate in orientation and staff training programmes. **75** faculty members have attended the orientation programmes and **17** of faculty members have undergone staff training programmes. **393** faculty members have participated in international and national level seminar, symposiums, conference, workshops etc. UGC has granted Rs **5 lakhs** for Major research project for one faculty and Rs.**1.15 lakhs** for minor research projects for two faculty members.

The institution takes many efforts in enhancing the teaching learning process. It gives importance in making learning a good experience. The teaching learning process has been enhanced by giving assignments, class seminars, interaction and group discussion among the students. The teaching pedagogy has been enriched with the use of ICT tools, LCD projectors, multimedia, internet and audio visual aids. All the departments of the college are provided with internet facility and whole campus with Wi-fi connectivity. The college provides all

infrastructure facilities with voluminous library, well-equipped laboratories and English language lab for the betterment of the students.

The faculty members pay special attention to the advanced learners to participate in the competitive exams and other co-curricular activities. The slow learners are given special coaching and training and remedial classes are conducted to get through in the examination.

The institution has a legendary record of producing gold medals and Rank holders. So far **50** gold medals and **424** ranks have been secured by the students. The management has honoured them with **25 sovereigns** of gold and gifts.

Evaluation process is an important aspect in analyzing the academic performance of staff and students in an education system. The institution strives hard to channelize the evaluation procedures and the institution often conducts PTA, Alumni meets to discuss the Academic performance of staff and students and the development of the college.

Tutor-ward system has been adopted in the institution for the better understanding and cordial relationship between students and staff members.

The Women Counseling Cell of the institution interact with students and resolves all the personal problems, security issues by keeping a close contact and giving parental guidance to the girl students regularly. Grievance redressal cell is also another outlet for the students, where the students represent their grievances. All grievances are recorded by the cell. After analyzing the grievances of students, the cell redresses all the grievances represented by students.

Research committee of the institution encourages the faculty members and the students to undertake many research projects. The institution has been recognized with **08** research centers for M.Phil and **02** recognized center for Ph.D programmes. The college has **64** research guides in



all the departments both for M.Phil and Ph.D scholars. So far **783** M.Phil scholars and **02** Ph.D scholars have been awarded by the various departments of the institution.

149 publications in national and international journals and **175** papers in peer reviewed journals were published. **356** papers were presented in national and international seminars by faculty members and **4** books have been published. **17** faculty members have sent their proposals to UGC for undertaking major, minor research projects.

The institution provides various facilities like incentives for Ph.D holders and research publications and on-duties for faculty members to pursue research activities. Rs. **35,750** has been given as the incentives for the research publication of the faculty members and Rs. **5,27,500** has been offered as remuneration for M.Phil guides for the past years and Rs. **6000** is offered to Ph.D scholars every year. The college invites eminent researchers and resource persons to deliver special lectures on research to improve the empirical and experimental knowledge of research for both faculty members and students.

The college has **4** unique NSS units which comprises of **400** volunteers students, YRC, RRC, and Rotaract club to develop their personality and social responsibility through community services. They also engage in extension activities like village adoption and school adoption scheme and they conduct various awareness programmes, rallies, health camps and also provide financial help to the poor school students. So far **101** events have been conducted and Rs. **4,85,239** has been spent for extension activities for the past five years.

Best NSS Programme Award in **2012** and **Best NSS Volunteers Award** have been given to the NSS unit of the institution. A special Health Centre has been constituted in the institution for the conduction of medical camps and eye camps etc., It is committed to promote the health and wellness of the neighborhood community by providing high quality prevention in

health and treatment services. Many nearby village people participate in many camps for getting health treatment.

The institution has well furnished infrastructure facilities which satisfy the growing demands of present era. The college has **83** spacious class rooms with good ventilation, fan, light, benches and black boards. The class rooms are enabled with ICD tools, LCD and OHP projectors for innovative teaching-learning process. **09** science laboratories are available with well-equipped network and instruments with **645** computer systems. Language lab with **60** computers is established for improving the communication skill of the students. The college has **one** auditorium with seating capacity of **2500** and a conference hall with the seating capacity of **1500** students aided with audio visual resources.

A special net lab has been provided for the students and faculty for the free access of internet. The Management has spent of Rs.**6,75,596** for the browsing lab for the past five years. All the departments, office, exam cell and library are provided with well-equipped internet through Wi-fi connectivity.

A separate block is allotted for the library which is digitalized with INFLIBNET and DELNET resources. The library consists of **29,882** books, **80** National, **10** International journals, **37** Magazines, more than **30,000** journals from INFLIBNET, **30,000** journals from DELNET and OPAC facility is made. The Management has spent Rs.**16,75,984** for the purchase of books, journals and updating of library resources for the past five years.

The college has Women's Studies Centre to impart knowledge on gender sensitization and women empowerment. The institution has constructed hostel with well furnished **101** rooms with total strength of **450** inmates.



The college has **28** buses for the transportation of students to far-off places and also for faculty members with free of cost. There are various other common facilities like separate rooms for NSS, placement cell, IQAC hall, vehicle parking stand, canteen, RO water system, restroom, health centre, Wi-fi connectivity and ample parking space. The college takes care of the physical and mental health of the students by providing the required indoor and outdoor sports facilities. The UGC has granted Rs.**3 lakhs** for the establishment of gymnasium and **1.5 lakhs** for net lab and Rs.**6 lakhs** for botanical garden.

Three generators with **300 KV** are installed for uninterrupted power supply and **six** bore wells are available for constant water supply in the college and hostel.

Admission committee comprising of Principal, HOD's and senior faculty members is constituted to monitor the process of admission.

The college offers more number of facilities for student progression and support. Assembly builds students confidence. The common assembly for all students are conducted every Friday and the students deliver Thirukkural and thought for the day in the assembly. The management provides concession for economically poor students, merit students and also help to avail Government scholarship. The college has offered Rs.**1,50,67,715** as scholarship and fees concession for **2889** economically poor, underprivileged, disabled and merit students in the past five years.

The college has also rendered its help for **579** students to avail Rs.**59,31,800** as scholarship from private sector and **1793** students to avail Rs.**1,23,01,950** as SC/ST scholarship from state government in the past five years. The college also helps to avail Indira Gandhi Single Girl Child Scholarship for PG students.

The Bharathiar University has awarded “**Best Self Financing College Award**” for the more fees concession to students by appraising the selfless service of the institution.

The Alumni association of the institution support for students and built an unforgettable institute experience. The Alumni association has rendered financial help of Rs.**1,33,300** for **143** poor students.

To ensure better interaction between parents and teachers, the PTA of college conducts periodical meetings with management, staff and students. PTA has offered Rs.**1,90,000** for **115** poor students and for the development of institution.

The institution has a vast ground of **4 acres** with indoor and outdoor sports facilities. The management encourages sports activities by offering sum of **Rs.14,31,375** as concession for sports students of the college. The department of physical education has conducted **95** sports events inside and outside of the campus in the past five years.

S.Saravana priya, a sports champion has participated in the Asian Power Lifting Championship competition held at Kobe city, **Japan** and has won **Bronze medal**. Many sports athletes achieved **I place** in All India Inter University Kabaddi Tournament. **Ms.S.Jayamani**, National level Kabaddi player, was awarded Best Outstanding Sports Women Award by **JCI**, Erode on the eve of International Women’s Day.

The college also promotes to develop the cultural activities of the students and the college has offered Rs.**2,40,000** for the conduction of cultural events. Students have participated in **58** cultural events conducted inside and outside of the campus. **10** students of the Institution participated in a Youth Programme conducted by All India Coimbatore Radio Station in various



literary programmes and **two** students in Kalaingar TV. The students are encouraged to participate in seminars, workshops, conferences and various competitions conducted inside and outside of the college. The college has Tamil, English literary associations and other associations in which they are given a platform to exhibit their talents. The association conducts various competitions such as essay writing, oratorical competition, extempore, paper presentation, debate etc. **“Kurinchi Ithal”** magazine is published by Tamil department every year and the students and staff publish their articles, poems and essays in that magazine.

The placement cell of the college guides the students on career opportunities. The cell provides coaching and training every week to the students by inviting external experts and resource persons from various companies, institution and government organization.

For the past five years, **73** placement training and coaching programmes have been conducted for the students. So far **893** students have been placed in various IT sector, Government and other private institutions.

The students are provided with feedback forms at the beginning and end of the academic year to express their views on teaching-learning process and other facilities available for them. The suggestions and ideas obtained from students are considered and defects and problems are solved by the management. The college lends its helping hand to improve students support service.

The vision and mission of the college is set in such a way to empower and elevate the rural women community and to promote a unique learning experience by enabling the students to develop their innate potential and mould their overall personality.

The college is governed with administration committee and College Committee comprising of all members of the management. Various Statuary Bodies, Academic Committees

and Students Union Council conduct periodical meetings with principal, HODs, faculty members and students regularly to discuss the important issues, academic and administrative activities. Adequate budget is fixed every year and fund is allotted for various expenditures of all departments.

Principal is given autonomy in all academic performance and administrative activities. The Principal deeply involves in various day-to-day academic activities and making long term departmental plans for the institution through Staff Academic Council.

The functional role of Management, Principal, HODs, faculty members and students are formulated in such away for further development and accomplishment of the institution and to sustain the culture of Academic excellence in Education.

The Academic Audit committee comprising of the Principal, 5 HODs and 01 senior faculty member of college evaluates the academic facilities, performance of the departments and gives suggestions for further improvement and quality enhancement in academic activities, teaching-learning process, research, administration, curricular and extra-curricular activities.

The External Audit Committee is constituted to monitor the functions of internal audit committee and suggests developmental activities for the quality enhancement and quality sustenance.

Academic staff council plays a significant role for planning and improving the academic performance of the institution, quality assurance, enhancement and fixation of date for examination.



The Principal permits the HODs and the staff members in performing freely the academic activities and administrative programmes for the betterment of students. The college provides autonomy to the principal and HODs to organize competitions, guest lecturers and seminars.

The confidential and appraisal reports are prepared by the Principal analyzing the performance of the faculty members. The appraisal reports are analyzed and identified the strength and weakness of faculty. The performance appraisal system proves to bring out qualitative output in academic performance of the institution.

Wage revision is done to the staff and non teaching staff every year according to their qualification, merits, position and service.

The main aim and policy of IQAC are quality enhancement, quality encouragement and quality sustenance in all academic and administrative activities. IQAC organizes meetings with stake holders like management, staff, students, alumni, PTA, experts and industrialist and discusses to enhance quality assurance in all respective educational fields. IQAC evaluates the academic quality of the institution and academic performance of staff and students progression and infrastructure facilities. So far the IQAC has conducted **84** meetings with various stake holders.

The college has established campus wide green garden and keep the campus clean and green. Adequate water supply system is provided and plantation saplings are made to make greenery of the campus and this helps in maintaining the temperature of the area. Proper maintenance and regular service is done for the effective functioning of electrical and electronic appliances and instruments.

CFL lamps are replaced instead of energy bulbs and tube lights for less energy consumption. Students are advised to switch off fans, lights, computers and other electrical connections in the laboratories when they are not used.

Batteries and UPS are installed to minimize the utilization of conventional energy. UPS batteries are recharged and repaired. Unused UPS are exchanged by the suppliers.

Nearly **50** Tulsi saplings have been planted in and around the college campus to confirm the carbon neutrality. The volunteers from NSS, YRC and Rotaract club plant sapling in the campus and nearby villages frequently. Waste management club is established in the college with a staff coordinator and students to dispose the wastages for maintaining cleanliness. Rain water harvesting and R.O water plans are installed in the college and hostel campus.

The institution adopts value education as a best practice to create awareness about national history, cultural heritage, constitutional rights, national integration, community development and environment. Tolerance and justice are the basic teaching to be woven into environmental education. It also inculcates principles of self-restraint, self-discipline, contentment, reduction of wants, freedom from greed and austerity which are some of the finest elements. The college teaches to develop individual empowerment allowing space for students to take responsibility. It creates a strong learning environment that enhances academic attainment, and develops students' social and relationship skills.



The institution has Co-Curricular Activities and Club Activities for Self-Help Employment as one another best practice. Club activities are the provisions to bring out their hidden talents, to develop skills in all fields, confidence building, creativity and to create self-help employment opportunities for the students. The wide variety of established clubs reflects the remarkable diversity and engagement of the students. Students participating in co-curricular activities are provided with opportunities and experiences that facilitate growth and personal development. All students are encouraged to develop interests outside of the classroom and to use these as outlets for their physical, creative and intellectual talents. Their imaginations are brought to life in countless activities and events. All club activities depend upon the future employment opportunities.

Various welfare schemes are provided by the management to the students and staff members. Group insurance is made for all students and faculty members. Deepavali bonus and Annual day gifts are given to all non-teaching staff. Interest free loan to the tune of **Rs.20,000** for non-teaching staff members is also provided.

The institution has been conducting new skill based courses like yoga and meditation and also created infrastructure facilities and learning resources at present. The institution also takes step to enrich the welfare activities and enhance the quality of teaching-learning process in tune of vision and mission of the college.

The institution strives hard to draw out the innate potentialities of students to develop them, direct and discipline them. The college also takes oath to promote the patriotic feeling and service mind of students for serving the Nation.

SWOC analysis

Strength:

- Research Centre for pursuing M.Phil and Ph.D programmes with **64** M.Phil guides and **3** Ph.D guides.
- English Language lab and communication skill enhancement.
- Bridge course, Remedial class helps the students in the Academic performance.
- FDP encourages all staff for improving and enhancing skill and knowledge.
- Excellent student-teacher relationship.
- Qualified, experienced and dedicated faculty members.
- Placement training for job opportunities to maximum level.
- Registered Alumni with full support for students and Institution.
- 13 UGC-value add on-courses with UGC Grant-in-aid.
- CPP Centre functioning for availing dual degrees for all students.
- Department certificate courses give much benefit for students as an additional curriculum.
- Well equipped laboratories and digitalized library with INFLIBNET and DELNET resources.
- Innovative teaching methods with ICT enabled LCD,OHP in all class rooms.
- Health centre for free medical treatment with free medicines.
- Concession and scholarship for economically poor students to the maximum extent.
- Individual Department Library, one computer and network facility to all departments.
- Coaching class for competitive examination like TNPSC, UPSC, bank, railway SET / NET etc.
- Tutor-ward system to take much care of students.



- More number of university gold medals and rank holders with good result performance.
- 28 buses for transportation.
- Well furnished hostel with 101 rooms.
- Extension activities to help rural village people by NSS, YRC, RRC and Rotaract club.
- Free access of internet lab with Wi-fi connectivity.
- Feedback mechanism benefits the institution for development.
- RO installment for safe and purified water.
- Entrepreneurial cell with club activities for self-help employment.
- “Best college award” for offering more concession to students.
- Reputed and a model institution for promoting the education and empowerment for rural women students
- Participatory transparency in academic performance.
- Minimum fees structure and concession for economically poor students.
- Students centric teaching.
- More achievement in games, extracurricular activities, NSS, cultural events.
- Leave facility as per government norms.
- Staff welfare scheme.
- Incentives for publication of research articles in Journals and books for Ph.D scholars.
- 3 generators with 300 KVA for un-interrupted power supply.
- Center for women studies.
- Accreditation with “B” grade by NAAC 2012
- 23 years long service for promoting women’s education.
- Ethical and moral value.
- Special attention for physically challenged students.
- Participatory and democratic system of functioning.

Weakness:

- Lack in consultancy service.
- Collaboration and insufficient tie-ups.

- Limited number of students in placement.
- Students from rural area, so lack of communication skill.
- Lack of Major and Minor projects.
- Poor research culture.
- Placement need to be strengthened.
- Difficulty in paying fees by rural students.
- Drop out to some extent.
- Low percentage of impact factor and citation index.
- Coaching for NET/ SET.

Opportunities:

- Placement cell training for competitive examinations.
- Research fund and incentives for publications and articles.
- Twinning / dual degrees through CPP Centre.
- Self-help employment through entrepreneurial cell and club activities.
- Exhibit in “College bazaar” – with their products.
- Department certificate courses for additional curriculum.
- 13 UGC-value add on-courses with UGC Grant-in-aid.
- Inviting guest lecturers for seminars, workshops etc.
- To introduce research M.Phil programme for Physics and Chemistry.
- To enhance the academic performance through IQAC.
- Academic flexibility in curriculum.



Challenges:

- Improving language skill.
- Promoting culture and value based education.
- Motivating the students to improve good technical exposure and good communication skill.
- Receiving fund for Major and Minor projects from UGC and other funding agency.
- Placement of all students.
- Payment of tuition fee in time since the students from under privileged sector / poor community.
- Retaining drop out students.
- Enhancing and improving consultancy services.
- Staff and students exchange programme in other universities and to face the global competition.

CRITERION – I

CURRICULAR ASPECTS

CRITERION: I

CURRICULAR ASPECTS

1.1 Curriculum Planning and implementation

1.1.1 The institution ensures effective curriculum delivery through a well planned and documented process

QIM Upload a description of the initiatives in not more than 500 words

The institution has been affiliated to Bharathiar University, Coimbatore. The design of the curriculum and its revision are periodically prepared by the university and followed by the college for effective curriculum delivery. To improve and develop the curriculum skill and knowledge of the students, the institution encourages the student to work and participated in various academic and curriculum activities. In the beginning of the academic year, lesson plans are well prepared by the faculty members for the implementation of the curriculum.

To compete with the technological demands of the modern era, the college insists the faculty members to follow innovative pedagogy of teaching methods such as internet, e-notes and LCD projectors apart from traditional chalk and talk method. To expatiate the art of oratory, the literature departments handle the lecturers in eloquent and impressive way.

In addition to the above mentioned teaching methods, the staff members adopt ICT tools presentations, assignments, interactions, workshops, seminars and computer education to enlighten the students to learn the curriculum effectively.

Various subject experts from various fields are invited for special lectures in addition to special personality development programme for students and staff.

The scheduled unit wise portion completions, conduction of unit wise tests and internal tests, all are effectively monitored and verified against the subject plans and work done registers of individual staff members.



1.1.2 Number of certificate/diploma program introduced during the last five years

Qn-M Data Requirement:

Certificate/ diploma program code

Name of the program

Year of Introduction

Program Code	Program name (Department certificate course)	Course code	Name of the Certificate/diploma introduced in last 5 years	Year of introduction
CC AT	Tamil	16TAAT	Applied Tamil	2016
1.CC MC 2.CC SE	English	1.16ENMC 2.16ENSE	1.Mass Communication and journalism 2.Spoken English	2016
CC CE	Maths	16MACE	Mathematics for Competitive Exams	2016
CCHE	Physics	16PHHE	Household Electrical Instruments	2016
CCFP	Chemistry	16CHFP	Preservation of food	2016
CCMT	Bio Chemistry	16BCMT	Medical lab Technology	2016
CCMM	Computer Science	16CSMM	Multimedia	2016
1.CC CT 2.CC JP	Computer Applications	1.16CA CT 2.16CA JP	1.Computer Typing 2.JAVA Programming	2016
CCHR	Commerce	16COHR	Human Resource Management	2016
CCTA	Business Administration	16MATA	Taxation	2016

1.1.3 Percentage of participation of full time teachers in various bodies of the Universities/ Autonomous Colleges/ Other Colleges, such as BoS and Academic Council during the last five years

Data Requirement:

Number of teachers Participated : 22

Name of the body in which full time teacher Participated: 1. Board of studies 2. Senate Members

Total Number of teachers:

Documents: Upload the scanned copies of the certificate supporting the participation of teachers

Year	Number of teachers Participated	Name of the body in which full time teacher participated	Total Number of Teachers
2012-2013	2+1	BOS + SENATE MEMBERS	131
2013-2014	4+1	BOS + SENATE MEMBERS	137
2014-2015	3+1	BOS + SENATE MEMBERS	128
2015-2016	3+1	BOS + SENATE MEMBERS	117
2016-2017	5+1	BOS + SENATE MEMBERS	113

$$\text{Percentage Per Year} = \frac{\text{Number of teachers Participating in such bodies}}{\text{Total Number of teacher}} \times 100$$



2012-2013	$\frac{3}{131} \times 100 = 2.29 \%$
2013-2014	$\frac{5}{137} \times 100 = 3.65 \%$
2014-2015	$\frac{4}{128} \times 100 = 3.13 \%$
2015-2016	$\frac{4}{117} \times 100 = 3.42 \%$
2016-2017	$\frac{6}{113} \times 100 = 5.31 \%$

$$\begin{aligned} \text{Average percentage} &= \frac{\sum \text{percentage per year}}{5} \\ &= \frac{17.8}{5} \\ &= 3.56 \end{aligned}$$

1.2. ACADEMIC FLEXIBILITY

1.2.1 Percentage of new courses introduced of the total number of courses across all programs offered during the last five years

QnM Data Requirement:

Name of the new course introduced

Name of the Program

Program Code	Program name	Course Code	Name of the new course introduced in last 5 years	Year of introduction
32C	PG	---	M.Sc Physics	2012
---	Doctorate Degree	---	Ph.D Tamil	2011
---	Doctorate Degree	---	Ph.D Commerce	2012
32D	PG	---	M.Sc Chemistry	2014

Number of New courses introduced during the last five years

X 100

Total Number of courses offered during the last five years

$$= \frac{4}{30} \times 100$$

$$= 13.33$$



1.2.2 Percentage of programs in which Choice Based Credit System (CBCS)/elective course system has been implementedQ_nM Data Requirement:

Names of all programs adopting CBCS

Names of all programs adopting elective course system

Name of all programs adopting CBCS course system	Name of all programs adopting elective course system	Program code	Year of implementation of CBCS/elective course system
UG COURSES	UG COURSES		
B.A Tamil	B.A Tamil	21A	2008
B.A English	B.A English	22F	2008
B.Sc Maths	B.Sc Maths	22A	2008
B.Sc Maths CA	B.Sc Maths CA	2AC	2008
B.Sc Physics	B.Sc Physics	22C	2008
B.Sc Biochemistry	B.Sc Biochemistry	22H	2008
B.Sc Chemistry	B.Sc Chemistry	22D	2008
B.Sc CS	B.Sc CS	22K	2008
B.Sc IT	B.Sc IT	26J	2008
B.Sc CT	B.Sc CT	26K	2008
BCA	BCA	22J	2008
B.Com	B.Com	2AA	2008
B.Com(CA)	B.Com(CA)	2AC	2008
BBA	BBA	25F	2008
PG COURSES	PG COURSES		
M.A Tamil	M.A Tamil	31A	2008
M.A English	M.A English	32F	2008
M.Sc Maths	M.Sc Maths	32A	2008
M.Sc Physics	M.Sc Physics	32C	2008
M.Sc Biochemistry	M.Sc Biochemistry	32H	2008
M.Sc Chemistry	M.Sc Chemistry	32D	2008
M.Sc CS	M.Sc CS	32K	2008
M.Sc IT	M.Sc IT	36J	2008
M.C.A	M.C.A	38M	2008
M.Com	M.Com	3AA	2008
M.Com(CA)	M.Com(CA)	3AC	2008

$$\frac{\text{Number of Programs in which CBCS or elective course system Implemented}}{\text{Total Number of Programs offered}} \times 100$$

$$= \frac{25}{25} \times 100$$

$$= 100\%$$

1.2.3 Average percentage of students enrolled in subject related Certificate/ Diploma /Add-on programs as against the total number of students during the last five years

QnM Data Requirement:

Total number of students enrolled in certificate diploma /Add-on programs
Total number of students across all the programs

Year	Total Number of Students enrolled certificate of diploma of add-on programs	Total Number of Students across all Programs
2012-2013	NIL	NIL
2013-2014	NIL	NIL
2014-2015	NIL	NIL
2015-2016	NIL	NIL
2016-2017	470	920

$$\text{Percentage Per Year} = \frac{\text{Total Number of Students enrolled certificate or diploma / add-on programs}}{\text{Total Number of Students across all programs}} \times 100$$

2012-2013 NIL
2013-2014 NIL
2014-2015 NIL



**NAVARASAM ARTS AND SCIENCE COLLEGE FOR WOMEN,
ARACHALUR, ERODE(Dt)- 638 101 TAMIL NADU**

2015-2016	NIL
2016-2017	$\frac{470}{920} \times 100 = 51.09 \%$

Average percentage = $\frac{\sum \text{percentage per year}}{5}$

$$= \frac{51.09}{5} = 10.21\%$$

1.3 CURRICULUM ENHANCEMENT

1.3.1 Institution integrates cross cutting issues relevant to Gender, Environment and Sustainability, Human Values and Professional Ethics into the Curriculum

QIM Upload:

- A description of courses which address Gender, Environment and Sustainability, Human Values and Professional Ethics
- The list of core courses

Much effort are taken by the institution to integrate cross cutting issues relevant to gender, climate change, environmental education, human values, professional ethics by conducting various awareness programmes to the students.

Women counseling cell of the college is the place to the girl students to represent their personal, official, general issues and gender grievances.

Ragging crub committee is formulated to avoid ragging among the students. The syllabus comprises of the value education programme, environmental science and human rights in the curriculum offered by the university.

For all UG courses, the papers offered are

Sem I : Environmental Studies

Sem II : Women's Rights

Sem III: Human Rights

Sem IV: General awareness

1.3.2 Number of value-added courses imparting transferable and life skills offered during the last five years

QnM Data Requirement:

Names of the value added courses with 30 or more contact hours

No. of times offered during the same year

Total no. of students completing the course in the year

Name of the value added courses	Course Code	Year of offering	No. of times offered during the same year	Year of discontinuation	Number of students enrolled in the year					Number of students completing the course in the year				
					2012 - 2013	2013 - 2014	2014 - 2015	2015 - 2016	2016 - 2017	2012 - 2013	2013 - 2014	2014 - 2015	2015 - 2016	2016 - 2017
Bio informatics	ABI	2005 - 2006	One	—	44	32	23	29	57	44	24	23	29	57
Network Management	ANM	2005 - 2006	One	—	64	63	113	132	133	45	60	100	101	94
Operation Research	AOR	2005 - 2006	One	—	66	65	87	127	161	58	51	76	94	128
Computer Animation	ACA	2006 - 2007	One	—	42	57	77	111	106	37	48	71	109	105
Web Designing	AND	2006 - 2007	One	—	72	71	95	110	140	23	68	59	92	112
Bio- Medical Instrumentation	ABM	2006 - 2007	One	—	87	31	30	62	75	87	28	28	51	72
Yoga and Mental Health	AYM	2008	One	—	81	62	61	79	77	77	41	51	39	64



Criterion I: Curricular Aspects

Music and Dance	AMD	2008	One	—	58	56	54	39	54	22	04	18	04	—
Entrepreneurial Development	AED	2005 - 2006	One	—	90	60	55	40	37	69	40	33	31	30
Tourism and Travel Management	AIT	2007 - 2008	One	—	80	60	50	35	40	63	30	33	16	27
Office Automation and Accounting	AOA	2005 - 2006	One	—	102	75	60	105	90	49	24	88	49	43
Banking and Insurance Management	AIM	2005 - 2006	One	—	105	70	85	100	65	81	53	65	81	54
Personality Development and Communication Skills	APD	2005 - 2006	One	—	80	94	94	88	98	73	80	82	83	91

1.3.3 Percentage of students undertaking field projects / internships

QnM Data Requirements:

Names of the program

No. of students undertaking field projects / internships in the last five years

S.No	Name of the Program	No. of students undertaking field Projects / internships in the last five years				
		2012-2013	2013-2014	2014-2015	2015-2016	2016-2017
1.	M.Sc Chemistry	—	—	—	07	13
2.	M.Sc CS	48	19	26	32	40
3.	M.Sc IT	46	15	19	16	15
4.	MCA	23	27	25	29	—
5.	M.Sc Bio-chemistry	—	16	20	—	15

$$\frac{\text{Number of students undertaking field projects or Internships}}{\text{Total no of students}} \times 100$$
$$= \frac{524}{524} \times 100$$
$$= 100 \%$$

1.4 FEEDBACK SYSTEM

1.4.1 Structured feedback received from design and review of syllabus Semester wise /year wise

1) Students, 2) Teachers, 3) Employers,

4) Alumni 5) Parents for

QnM Options:

- A. Any 4 of above
- B. Any 3 of above
- C. Any 2 of above
- D. Any 1 of above
- E. None of the above

Opt one

Data Requirements:

Report of analysis of feedback received from different stakeholder s year wise

Documents:

Upload Stakeholder feedback report, Action taken report on it as minuted by the Governing Council, Board of Management

The institution has created a formal mechanism to obtain feedback, suggestions from Faculty, Students and stake holders to upgrade the syllabus relevant to present and new trend of fast changing academic inventions and concepts.

A feedback committee has been formed by the IQAC in which feedback forms are generated and the suggestions are obtained from Faculty, Students, Alumni, Parents and Employers. The feedback committee analyze the feedback obtained from all and make



assessments of the curriculum. It submits its recommendations for curriculum enrichment and up gradation to the university through university representative and the members of Board of Studies of the institution.

1.4.2 Feedback processes of the institution may be classified as follows:

QnM

- A. Feedback collected, analyses and action taken and feedback available on website
- B. Feedback collected, analyses and action has been taken
- B. Feedback collected and analyses
- D. Feedback collected
- E. Feedback not collected

Opt One

Documents:

Upload Stakeholder feedback report, Action taken report on it as minuted by the Governing Council, Board of Management

The college obtains feedback from faculty members, students, parents, Alumni, and experts. The suggestions and ideas communicated by them are received and suitable suggestions are implemented. The following suggestions were made by the stake holder and implemented by the institution.

STUDENTS:

The students give their suggestions to make the institution a better learning place. The suggestions are:

- Change in teaching/learning methods
- To conduct periodical tests
- To conduct Remedial classes for slow learners.
- To conduct communication classes to develop fluency and accuracy of the language.
- To provide internet facilities
- To extend lab facilities
- To establish communication lab
- To increase more number of placement opportunities

- To provide free training and coaching classes for TNPSC and other competitive examinations
- To conduct more number of national level and international level seminar, conferences, workshops etc.
- To enrich the sports and cultural activities by conducting various competitions and functions.

TEACHERS:

- The faculty members suggested the management to implement modern teaching methods with the help of ICT.
- Request for providing incentives for research publication.
- Need more books for individual department library.
- Monetary benefit for specialization.
- Provide advance in salary for the needy persons.

PARENTS:

- The parents suggested to give more number of placement options by inviting good and reputed companies for interviews.
- Requested improvement in infrastructure facilities.
- To increase library books.
- To expand transportation facilities to far off places.
- To conduct various functions for the development of cultural activities.
- Help to avail scholarships for economically poor students.
- To appoint efficient teachers.
- To arrange more number of industrial visits and field trips.
- To conduct PTA meeting in regular intervals to discuss about the upliftment of the institution.



- PTA has contributed Rs.1, 90,000 for 115 poor students and development of the institution.
- To ensure better interaction between parents and teachers, the PTA of college conducts periodically meeting with management, staff and students.

ALUMNI:

- The Alumni also insisted to provide more number of placement opportunities to the students.
- The Alumni association conducts number of meetings to support the students in providing various ideas and suggestions.
- The Alumni association has rendered financial help of Rs.1,33,300 for 143 students.
- Alumni requested to invite alumni experts for conducting seminar and guest lectures.
- To conduct on campus and off campus interviews to provide more number of employment opportunities by insisting companies and firms where the alumni of the institution are appointed, and in their own companies.

EXTERNAL/EXPERTS:

The institution also gets suggestion from external experts for its betterment.

- They suggest to impact updated curriculum to the students.
- They also recommended to have technical development in teaching/learning process.
- Suggestion given by them to increase research activities.

The feedbacks obtained from the following stake holders were submitted in the meeting conducted by the Governing council and Board of management. The two bodies discussed in detail about the feedback obtained from the various stake holder and as a result following actions were taken.

- Teaching/learning process has been enriched by efficient teachers and usage of ICT Tools.
- Units' test and model examinations are conducted to improve the academic performance of the students.

- Research activities are also increased.
- Infrastructure facilities like extension of lab, library, are made.
- Placement training and TNPSC coaching are given to all students.
- Club activities are initiated to develop self help employment opportunities.
- Students, teachers, parents, alumni and experts are the members of the IQAC.
- Periodical PTA Meetings are conducted.
- More number of appointments are made through placement cell.
- The contributions of PTA and Alumni have been accepted.
- Alumni industrialists are invited as guest lectures.
- Salary advance, incentives, on duties and TA/DA for attending seminars are given to the staff members.
- LCDs are provided to all class rooms.
- More number of Industrial Visits and Field Trips are arranged.
- Industrial Trainings are given to this student for their appointment in private sectors.
- Students and Experts are allowed to interact.
- Others suggestions are also implemented.



CRITERION – II

TEACHING – LEARNING & EVALUATION

CRITERION: II

TEACHING-LEARNING AND EVALUATION

2.1 Student Enrollment and profile

2.1.1 Average percentage of students from other States and Countries during the last five years

QnM Data Requirement for last five years:

Number of students enrolled from other states and countries

Total number of students enrolled

Year of Enrolment	Number of students enrolled from other states	Number of students enrolled from other countries
2012-2013	3	-----
2013-2014	3	-----
2014-2015	2	-----
2015-2016	6	-----
2016-2017	7	-----

$$\text{Percentage Per Year} = \frac{\text{Number of students from others states and countries}}{\text{Total no of students enrolled}} \times 100$$

$$\begin{array}{rcl} 2012-2013 & 3 & \times 100 = 0.21 \% \\ & \hline & 1448 \end{array}$$

$$\begin{array}{rcl} 2013-2014 & 3 & \times 100 = 0.26\% \\ & \hline & 1154 \end{array}$$

$$\begin{array}{rcl} 2014-2015 & 2 & \times 100 = 0.19 \% \\ & \hline & 1067 \end{array}$$

$$\begin{array}{rcl} 2015-2016 & 6 & \times 100 = 0.58 \% \\ & \hline & 1028 \end{array}$$



$$2016-2017 \quad \frac{7}{919} \times 100 = 0.76 \%$$

$$\begin{aligned} \text{Average Percentage} &= \frac{\sum \text{Percentage Per Year}}{5} \\ &= \frac{2}{5} \\ &= 0.4 \% \end{aligned}$$

2.1.2 Average enrolment percentage (Average of last five years)

Q_nM Data Requirements last five years:

Total Number of students admitted

Total number of sanctioned seats

Program name	Program code	Total Number of sanctioned seats	Total Number of students admitted				
			2012-2013	2013-2014	2014-2015	2015-2016	2016-2017
UG COURSES							
B.A Tamil	21A	54	35	52	54	34	53
B.A English	22F	137	137	133	134	113	115
B.Sc Maths	22A	69	67	69	69	69	69
B.Sc Maths CA	2AC	69	47	32	52	65	36
B.Sc Physics	22C	41	40	37	41	41	41
B.Sc Biochemistry	22H	42	24	23	----	42	37
B.Sc Chemistry	22D	42	28	33	33	39	31
B.Sc CS	22K	138	137	111	74	66	63
B.Sc IT	26J	68	59	37	26	----	26
B.Sc CT	26K	54	48	-----	-----	----	-----
BCA	22J	123	122	64	51	36	42
B.Com	2AA	132	136	90	94	82	116
B.Com(CA)	2AC	123	123	108	101	74	112
BBA	25F	60	38	33	28	27	34
PG COURSES							
M.A Tamil	31A	50	25	18	10	09	10
M.A English	32F	44	37	43	20	20	34
M.Sc Maths	32A	52	50	31	50	45	52

Criterion II: Teaching- Learning & Evaluation

M.Sc Physics	32C	26	20	18	15	20	15
M.Sc Biochemistry	32H	30	18	19	-----	15	09
M.Sc Chemistry	32D	20	-----	----	07	13	13
M.Sc CS	32K	52	37	30	34	45	33
M.Sc IT	36J	65	16	19	16	15	17
M.C.A	38M	30	22	27	25	29	-----
M.Com	3AA	36	38	27	32	32	31
M.Com(CA)	3AC	47	38	34	30	31	30
M.Phil							
Tamil	-----	47	06	10	07	15	10
English	-----	24	14	11	06	10	13
Maths	-----	20	29	07	15	20	10
Bio	-----	28	01	01	----	06	-----
CS	-----	50	34	18	17	12	13
Commerce	-----	45	29	30	34	15	16
Management	-----	05	01	02	----	03	01
Ph.D							
Tamil	----	08	02	-----	01	04	----
Commerce	----	08	01	----	-----	-----	----

$$\text{Percentage Per Year} = \frac{\text{Total Number of students admitted}}{\text{Total no of sanctioned seats}} \times 100$$

$$\begin{array}{rcl} 2012-2013 & \frac{1449}{1811} & \times 100 = 80.01 \% \end{array}$$

$$\begin{array}{rcl} 2013-2014 & \frac{1156}{1811} & \times 100 = 63.83\% \end{array}$$

$$\begin{array}{rcl} 2014-2015 & \frac{1067}{1831} & \times 100 = 58.27\% \end{array}$$

$$\begin{array}{rcl} 2015-2016 & \frac{1031}{1831} & \times 100 = 56.31 \% \end{array}$$



$$\frac{2016-2017 \quad 920}{1831} \times 100 = 50.25 \%$$

$$\begin{aligned} \text{Average Percentage} &= \frac{\sum \text{Percentage Per Year}}{5} \\ &= \frac{308.67}{5} \\ &= 61.73 \% \end{aligned}$$

2.1.3 Average percentage of seats filled against seats reserved for various categories as per applicable reservation policy during the last five years

The admission shall be made purely on the basis of Merit subject to the rule of reservation of the Government of Tamil Nadu.

- 1) 31% for open Competition (OC)
- 2) 30% for Backward Classes (BC) within this 3.5% is earmarked for Muslims.
- 3) 20% for most Backward classes(MBC) and Denotified communities (DNC)
- 4) In the 18% for scheduled castes(SC),3% of seats offered to Arunthathiyars (within the seats reserved for SC)
- 5) 1% for scheduled Tribes(ST)

QnM Data Requirement:

Number of students admitted from the reserved category

Total number of seats earmarked for reserved category as per GOI or State Government rule

Year	Number of seats earmarked for reserved category as per GOI or state Government rule				Number of students admitted from the reserved category			
	SC	ST	Gen	Others	SC	ST	Gen	Others
2012-2013	319	21	921	658	202	2	1158	15
2013-2014	310	20	894	641	175	3	913	26
2014-2015	314	20	904	647	104	3	908	05
2015-2016	314	20	904	647	125	---	853	16
2016-2017	314	20	904	647	167	1	901	14

Criterion II: Teaching- Learning & Evaluation

$$\text{Percentage Per Year} = \frac{\text{Actual Number of students admitted from the reserved categories}}{\text{Total Number of seats earmarked for reserved Category as per GOI or State Government Rule}} \times 100$$

2012-2013	$\frac{204}{340} \times 100 = 60\%$
2013-2014	$\frac{178}{330} \times 100 = 53.93\%$
2014-2015	$\frac{107}{334} \times 100 = 32.33\%$
2015-2016	$\frac{125}{334} \times 100 = 37.42\%$
2016-2017	$\frac{168}{334} \times 100 = 50.29\%$

$$\begin{aligned}\text{Average Percentage} &= \frac{\sum \text{Percentage Per Year}}{5} \\ &= \frac{233.97}{5} \\ &= 46.79\%\end{aligned}$$



2.2 Catering to Student Diversity

2.2.1 The institution assesses the learning levels of the students, after admission and organizes special programs for advanced learners and slow learners

QIM Upload a description of the initiatives in not more than 500 words.

The college has many methods and events to assess the students in terms of knowledge and skills before the commencement of the programmes.

The members of the admission committee examine the ability and enquire the interest of the students in accordance with the subject selected by the students at the time of admission. Orientation programmes and coaching are conducted for the newly admitted students for coordinating and assessing their knowledge. Department conducts entry level test in interdisciplinary subjects to assess the students. The entry level assessment and performance of student are taken into account and concerned faculty members are intimated to cope-up with the knowledge and encouragement of programmes.

Coaching classes are conducted for slow learners to compete with advanced learners. A Basic English courses is offered to all students coming from Tamil medium schools of various disciplines.

The advanced learners are identified by their academic performance and achievements. Special guidance and consultations are given to the advanced learners to secure high percentage of marks in university examination.

The faculty members of the departments and the placement cell constantly encourage the advanced learners to write many competitive exams.

Advanced learners are also motivated to join in UGC value add on courses and priority is given to participate in intercollegiate competition and state/national level seminar.

Slow learners are identified through various tests and remedial classes are conducted to improve their academic knowledge.

2.2.2 Student - Full time teacher ratio

QnM Data Requirement for last five years (year wise):

Total number of students enrolled in the institution

Total number of full time teachers in the institution

Formula: Students : Teachers

Year	Number of students enrolled in the institution	Number of full time teachers in the institution	Ratio
2012-2013	3385	131	26:1
2013-2014	3214	137	23:1
2014-2015	2957	128	23:1
2015-2016	2656	117	23:1
2016-2017	2731	113	21:1

2.2.3 Percentage of differently abled students (Divyangjan) on rolls

QnM Data Requirement for last five years:

Total number of differently abled students on roll in the institution

Total number of students on roll in the institution

Year	No. of differently abled students on rolls in the institution
2012-2013	04
2013-2014	03
2014-2015	01
2015-2016	03
2016-2017	07

Number of differently abled students on rolls

Total Number of students on rolls X100

$$= \frac{18}{5623} \times 100$$

$$= 0.32 \%$$



2.3 TEACHING-LEARNING PROCESS

2.3.1 Student centric methods, such as experiential learning, participative learning and problem solving methodologies are used for enhancing learning experiences

QIM Upload description of student centric methods in not more than 500 words.

The institution adopts methods more on students-centric to support structures in systems by teachers to develop skills in various learning process.

The institution concentrates much on introducing various modern techniques to make learning more effective for the benefit of students. The learning process is enriched and empowered by the practices which develop communication skills, listening skills, solving problems, improving knowledge, training and participation in various academic programmes which enable the students' lifelong learning.

Students are highly motivated to participate in seminars, workshops, conferences, study tours, industrial visit, projects, Science Exhibition, Group discussion, Guest Lectures, symposium, Quiz programmes and club activities to enrich the different learning methods.

The institution provides required infrastructural facility like resourceful, Internet, Netlab, Department library, fully equipped and digitalized central library with INFLIBNET and DELNET providing reference books, magazines, International Journals, laboratories with well equipped materials for improving and increasing technical knowledge of students. With this wide range of gaining knowledge from the above mentioned learning processes, students prepare charts, models, present paper , publications,

Students Participate in extra-curricular activities like sports, Fine arts, Music, Dance, Yoga and cultural competition. These are the unique resources and provisions to develop skills like interactive learning, collaborative learning and independent learning among students.

2.3.2 Average percentage of teachers using ICT for effective teaching with Learning Management Systems (LMS), E-learning resources etc.

QnM Data Requirements:

Number of teachers using ICT (LMS, e-resources)

Number of teachers on roll

ICT tools and resources available

Documents: Source-Institutional website/LMS website/ Academic management system

Process-Online verification ,Output-Percentage of concordance

E-resources and techniques used	ICT tools and resource available	Number of teachers using ICT(LMS ,e-resources)
LCD	13	76
OHP Projector	01	25

$$\frac{\text{Number of Teachers using ICT}}{\text{Total Number of Teachers}} \times 100$$

$$= \frac{76}{113} \times 100$$
$$= 67.26 \%$$

2.3.3 Ratio of mentor to students for academic and stress related issues

QnM Data Requirement for last five years:

- Number of students assigned to each Mentor

Formula: Mentor: Mentee

Year	Number of students enrolled in the institution	Number of full time teachers	Mentor: Mentee Ratio
2012-2013	3385	131	26:1
2013-2014	3214	137	23:1
2014-2015	2957	128	23:1
2015-2016	2656	117	23:1
2016-2017	2731	113	21:1



2.3.4 Innovation and creativity in teaching-learning

Q1M Upload a description of innovation and creativity in teaching-learning process not more than 500 words

The institution encourages faculty members of all departments to adopt the latest and innovative teaching methodology with ICT tools in teaching process. The faculty members are provided with LCD projectors, CD's, Over Head Projectors, Audio- Visual facility, Computer with Internet facility to use in Teaching Learning process. Net lab and computer aided facility are installed to utilize in the Teaching method.

Students participate in class seminars, workshops, group discussions, debate, paper presentation, guest lectures and project work for the effective impact and impressive growth and development in the performance of students to achieve the academic excellence and improve their knowledge by the innovative practices.

The faculty members also adopt new and innovative approaches like assignments, exhibitions, paper presentation, participation in competitions, field trips, use of net lab and internship. The remarkable achievements and growth are envisaged among students by adopting constant and continuous innovative methods by the faculty members.

The institution gives priority to the competencies which are necessary for personal fulfillment and development, social inclusion, active citizenship and employment of the students. The teaching learning methods are designed in such a way that they acquire communication skills, mathematical competency, basic competing in science and technology, digital competency, social and civil competency, sense of initiative and entrepreneurship, cultural awareness and expression and learning to learn.

The institution adopts cognitive approach in teaching/ learning process. This cognitive approach helps the students to think and develop their intelligent. The uses of pragmatic methods also help the teachers and students to enhance the teaching/ learning process.

2.4 TEACHER QUALITY

2.4.1 Average percentage of full time teachers against sanctioned posts during the last five years

QnM Data Requirement for last five years:

Number of full time teachers

Number of sanctioned posts

Name of the teacher	PAN	Designation	No. of sanctioned posts	Year of appointment
I.Selvam	4540/A2/2001	HOD of Tamil	14	01.07.1995
P.Vijaya	6820(1-15)/A2/2007	Assistant Professor of Tamil		06.06.2007
P.Thilakavathi	9239/A2/2006	Assistant Professor of Tamil		08.02.2005
P.Priya	10245/A2/2007	Assistant Professor of Tamil		03.12.2008
A.Shajitha Begam	12287/A2/2010	Assistant Professor of Tamil		01.12.2009
P.Eswari	13531/A2/2016	Assistant Professor of Tamil		03.06.2010
P.Radha Jayalakshmi	003748/A2/2016	Assistant Professor of Tamil		03.06.2010
T.S. Shiyamalavalli	1254/A2/2012	Assistant Professor of Tamil		16.11.2011
K.Saraswathi	2362/A2/2015	Assistant Professor of Tamil		01.06.2012
K.Maheswari	2782/A2/2013	Assistant Professor of Tamil		05.06.2013
N.Mahalakshmi	26290/A2/2011	Assistant Professor of Tamil		05.06.2013



Criterion II: Teaching- Learning & Evaluation

P.Nithya	—	Assistant Professor of Tamil		16.06.2016
U.Vinothini	—	Assistant Professor of Tamil		02.06.2017
R.Monika	—	Assistant Professor of Tamil		02.06.2017
S.Parveen Sulthana	10970/A2/2004	HOD English of	20	09.06.2004
N.Preetha	20576/A2/2013	Assistant Professor of English		03.10.2012
N.Dhanalakshmi	20576/A2/2013	Assistant Professor of English		05.11.2012
S.Gomathi	20576/A2/2013	Assistant Professor of English		05.12.2012
A.Harini	19303/A2/2015	Assistant Professor of English		04.06.2013
S.Priya	20576/A2/2013	Assistant Professor of English		05.11.2012
J.Julie Jasmine	2729-2/A2/2016	Assistant Professor of English		09.12.2015
R.Mahalakshmi	25417-1/A2/2016	Assistant Professor of English		04.06.2014
K.Preetha	—	Assistant Professor of English		04.06.2014
P.Dhivya	25417-1/A2/2016	Assistant Professor of English		04.06.2014
M.Gomala	19303/A2/2015	Assistant Professor of English		04.06.2014
P.MalarSelvi	2729-2/A2/2016	Assistant Professor of English		04.06.2015
G.Praveena	19303/A2/2015	Assistant Professor of		10.07.2013

Criterion II: Teaching- Learning & Evaluation

		English		
C.Kavitha	—	Assistant Professor of English		09.12.2015
S.Padmapriya	—	Assistant Professor of English		16.06.2016
D.Saveetha	—	Assistant Professor of English		05.06.2017
D.Parimala Devi	—	Assistant Professor of English		05.06.2017
K.Rathika	—	Assistant Professor of English		05.06.2017
N.Mythili	—	Assistant Professor of English		05.06.2017
V.Vani Ayyaswariya	31940-14/A2/2016	Assistant Professor of English		05.06.2017
R.Vijaya chantra	1075/A4/2003	HOD of Mathematics	15	23.07.2003
V.Pushpaltha	8515/A2/2006	Assistant Professor of Mathematics		11.07.2005
V.Punitha	17582-2/A2/2008	Assistant Professor of Mathematics		03.12.2007
A.Mohanna devi	8574/A2/2009	Assistant Professor of Mathematics		04.06.2015
C.Kalyani	22150/A2/2012	Assistant Professor of Mathematics		02.06.2011
S.Kanniya	7035/A2/2010	Assistant Professor of Mathematics		02.06.2011
D.Kalaivani	4953/A2/2012	Assistant Professor of Mathematics		02.06.2011



Criterion II: Teaching- Learning & Evaluation

D.Thiriveni	20576/A2/2013	Assistant Professor of Mathematics		05.06.2013
E.Elayakalyani	2365/A2/2015	Assistant Professor of Mathematics		05.06.2013
V.Nandhini	19303/A2/2015	Assistant Professor of Mathematics		01.07.2014
K.Prabhavathi	22150/A2/2012	Assistant Professor of Mathematics		27.06.2012
M.Vinitha	20576/A2/2013	Assistant Professor of Mathematics		05.06.2013
A.Nanthini	19303/A2/2015	Assistant Professor of Mathematics		04.06.2015
R.Pavithra	004473/A2/2016	Assistant Professor of Mathematics		20.06.2016
K.Mekala	25417-1/A2/2016	Assistant Professor of Mathematics		16.06.2016
V.Kalaiselvi	11203/A2/2006	HOD of Physics	07	06.06.2005
S.Sasikala	6921/A2/2010	Assistant Professor of Physics		01.07.2010
M.Jayashree	27717/A2/2013	Assistant Professor of Physics		05.06.2013
S.Mohana Parameswari	20576/A2/2013	Assistant Professor of Physics		05.06.2013
R.Deepa	—	Assistant Professor of Physics		02.06.2017
S.Devi	—	Assistant Professor of Physics		02.06.2017
N.Vidhya	—	Assistant Professor of Physics		—
M.Jamuna	12287/A2/2010	HOD of Chemistry		02.06.2008

Criterion II: Teaching- Learning & Evaluation

T.Daisy Rani	19173/A2/2011	Assistant Professor of chemistry	07	17.04.2011
E.Maheshwari	20576/A2/2013	Assistant Professor of chemistry		31.03.2013
N.Mugila	19303/A2/2015	Assistant Professor of chemistry		09.06.2013
S.Pradeepa	—	Assistant Professor of chemistry		04.06.2015
S.Brindha	22150/A2/2012	Assistant Professor of chemistry		18.03.2012
S.Lavanya	27661/A2/2015	Assistant Professor of chemistry		04.12.2016
Dr. P. Gowsalya	12577/A2/2001	HOD of Bio Chemistry	05	20.06.2001
M.R. Chitra Devi	12577/A2/2001	Assistant Professor of biochemistry		20.06.2001
O.R. Kasthuri	05267/A4/2003	Assistant Professor of biochemistry		01.05.2003
V. Kalaiselvi	9239/A2/2006	Assistant Professor of biochemistry		09.06.2004
K. Chandra Prabha	10970/A2/2004	Assistant Professor of biochemistry		09.06.2004
G.BalaKrishnan	9239/A2/2006	HOD of Computer Science	12	24.08.2006
A.Sumathi	7630/A2/2006	Assistant Professor of Computer Science		29.08.2006
R.Mythili	18308/A2/2008	Assistant Professor of Computer Science		14.02.2008
M.Logambal	18308/A2/2008	Assistant Professor of		14.02.2008



Criterion II: Teaching- Learning & Evaluation

		Computer Science		
C.Premavathi	12716/A2/2008	Assistant Professor of Computer Science		14.02.2008
P.Pavithra	2365/A2/2015	Assistant Professor of Computer Science		12.10.2015
K.S.Mohansathya	2365/A2/2015	Assistant Professor of Computer Science		12.10.2015
C.Saranya	31929-6/A2/2016	Assistant Professor of Computer Science		11.02.2016
P.Santhiya	25417-2/A2/2016	Assistant Professor of Computer Science		18.09.2017
P.Nivetha	25417-2/A2/2016	Assistant Professor of Computer Science		19.10.2016
P.Vinothini	—	Assistant Professor of Computer Science		—
V.Sridevi	—	Assistant Professor of Computer Science		—
P.Rathiga	13329/A2/2006	HOD of Computer Applications		03.06.2011
A.Kalai Selvi	1256-2/A2/2007	Assistant Professor of Computer Applications	08	06.06.2007
P.Chitra	2365/A2/2015	Assistant Professor of Computer Applications		09.03.2004

Criterion II: Teaching- Learning & Evaluation

N.Shanmuga Priya	20576/A2/2013	Assistant Professor of Computer Applications		05.06.2008
M.Sumathi	19173/A2/2011	Assistant Professor of Computer Applications		03.06.2011
L.Sudha	2365/A2/2015	Assistant Professor of Computer Applications		03.06.2011
S.Karthigai	003556/A2/2016	Assistant Professor of Computer Applications		01.06.2012
R.Sowmiya	—	Assistant Professor of Computer Applications		04.06.2014
G.Esther Vijayakala	09404/A2/1999	HOD of Commerce	23	25.03.2001
DR.Boomathi	1027/A2/2007	Assistant Professor of Commerce		27.05.2002
K.Sathya Bhama	16708/A2/2015	Assistant Professor of Commerce		27.05.2002
C.Saraswathi	1027/A2/2007	Assistant Professor of Commerce		28.07.2003
S.SasiKala	13750-1/A2/2008	Assistant Professor of Commerce		02.07.2007
N.Sathyasonia	18308/A2/2008	Assistant Professor of Commerce		02.07.2007



Criterion II: Teaching- Learning & Evaluation

R.Samundeeswari	9233/A2/2003	Assistant Professor of Commerce		12.07.2004
S.Sivaselvi	20843-1/A2/2008	Assistant Professor of Commerce		08.06.2009
V.Kalaiselvi	20576/A2/2013	Assistant Professor of Commerce		08.06.2009
A.Kalaivani	13565/A2/2016	Assistant Professor of Commerce		08.06.2009
R.DR.Bhuvaneswari	16708/A2/2015	Assistant Professor of Commerce		01.05.2010
M.L.Shobana	18999/A2/2010	Assistant Professor of Commerce		01.05.2010
P.Muthumekaladevi	16708/A2/2015	Assistant Professor of Commerce		01.05.2010
P.Renugadevi	16708/A2/2015	Assistant Professor of Commerce		01.05.2010
J.Jagatheeswari	279/A2/2015	Assistant Professor of Commerce		01.05.2010
P.Vidhya	003556/A2/2016	Assistant Professor of Commerce		06.04.2011
P.Gayathri	22150/A2/2012	Assistant Professor of Commerce		31.03.2012
M.Brindha	22150/A2/2012	Assistant Professor of Commerce		31.03.2012
C.K. Krishnaveni	20576/A2/2013	Assistant Professor of Commerce		05.06.2013
M.Sudha	20576/A2/2013	Assistant Professor of Commerce		12.06.2013
N.Prema	1542-1/A2/2014	Assistant Professor of Commerce		17.10.2013
D.Mohanasundari	19303/A2/2015	Assistant		19.04.2015

Criterion II: Teaching- Learning & Evaluation

		Professor of Commerce		
M.Abinaya	—	Assistant Professor of Commerce		—
Dr.V. Sugumar	16581/A2/2016	HOD of Business Administration	04	01.03.1996
Mrs. G. Kalaivani	20576/A2/2013	Assistant Professor of Business Administration		07.06.2013
Ms.L.Megala	6982/A2/2017	Assistant Professor Business Administration		20.06.2016
Mrs.S.Selva Gowthami	25417-1/A2/2016	Assistant Professor Business Administration		16.06.2016

$$\text{Percentage Per Year} = \frac{\text{Number of full time teachers}}{\text{Total no of sanctioned posts}} \times 100$$

$$2012-2013 \quad \frac{131}{131} \times 100 = 100 \%$$

131

$$2013-2014 \quad \frac{137}{137} \times 100 = 100\%$$

137

$$2014-2015 \quad \frac{128}{128} \times 100 = 100 \%$$

128

$$2015-2016 \quad \frac{117}{117} \times 100 = 100\%$$

117

$$2016-2017 \quad \frac{113}{113} \times 100 = 100\%$$

113



**NAVARASAM ARTS AND SCIENCE COLLEGE FOR WOMEN,
ARACHALUR, ERODE(Dt)- 638 101 TAMIL NADU**

$$\text{Average Percentage} = \frac{\sum \text{Percentage Per Year}}{5}$$

$$= \frac{500}{5}$$

$$= 100 \%$$

2.4.2 Average percentage of full time teachers with Ph.D. during the last five years

Q_nM Data Requirement:

Number of full time teachers with PhD

Total number of full time teachers

Year	Number of full time teachers with PhD	Number of full time teachers
2012-2013	02	131
2013-2014	03	137
2014-2015	05	128
2015-2016	06	117
2016-2017	08	113

$$\text{Percentage Per Year} = \frac{\text{Number of full time teachers with Ph.D}}{\text{Total number of full time teachers}} \times 100$$

2012-2013	2	X 100	= 1.53 %
	131		
2013-2014	3	X 100	= 2.19%
	137		
2014-2015	5	X 100	= 3.91 %
	128		
2015-2016	6	X 100	= 5.13%
	117		
2016-2017	8	X 100	= 7.08%
	113		

$$\text{Average percentage} = \frac{\sum \text{percentage per year}}{5}$$

$$= \frac{19.84}{5}$$

$$= 3.97 \%$$

2.4.3 Average teaching experience of full time teachers in number of years

QnM Data Requirement for last five years:

Name of the full time teacher

Name of the department

Number of years of teaching experience (years and months)

Name of the full time teachers	PAN	Designation	Name of the department	Number of years of teaching experience(years and months)
I.Selvam	4540/A2/2001	HOD of Tamil	Tamil	22 years
P.Vijaya	6820(1-15)/A2/2007	Assistant Professor of Tamil	Tamil	10 years
P.Thilakavathi	9239/A2/2006	Assistant Professor of Tamil	Tamil	9 years 1Month
P.Priya	10245/A2/2007	Assistant Professor of Tamil	Tamil	8 years 6Months
A.Shajitha Begam	12287/A2/2010	Assistant Professor of Tamil	Tamil	7 years 6Months
P.Eswari	13531/A2/2016	Assistant Professor of Tamil	Tamil	7 years
P.Radha Jayalakshmi	003748/A2/2016	Assistant Professor of Tamil	Tamil	7 years
T.S. Shiyamalavalli	1254/A2/2012	Assistant Professor of Tamil	Tamil	16 years 2Months



Criterion II: Teaching- Learning & Evaluation

K.Saraswathi	2362/A2/2015	Assistant Professor of Tamil	Tamil	13 years
K.Maheswari	2782/A2/2013	Assistant Professor of Tamil	Tamil	4 years 5Months
N.Mahalakshmi	26290/A2/2011	Assistant Professor of Tamil	Tamil	7 years
P.Nithya	—	Assistant Professor of Tamil	Tamil	1 years
U.Vinothini	—	Assistant Professor of Tamil	Tamil	6 Months
S.Parveen Sulthana	10970/A2/2004	HOD of English	English	10 years 6Months
N.Preetha	20576/A2/2013	Assistant Professor of English	English	5 years
N.Dhanalakshmi	20576/A2/2013	Assistant Professor of English	English	4 years 11Months
S.Gomathi	20576/A2/2013	Assistant Professor of English	English	4 years 10Months
A.Harini	19303/A2/2015	Assistant Professor of English	English	4 years 4Months
S.Priya	20576/A2/2013	Assistant Professor of English	English	3 years 2Months
J.Julie Jasmine	2729-2/A2/2016	Assistant Professor of English	English	3 years 9Months
R.Mahalakshmi	25417-1/A2/2016	Assistant Professor of English	English	3 years 4Months
K.Preetha	—	Assistant	English	3 years 4Months

Criterion II: Teaching- Learning & Evaluation

		Professor of English		
P.Dhivya	25417-1/A2/2016	Assistant Professor of English	English	3 years 4Months
M.Gomala	19303/A2/2015	Assistant Professor of English	English	2 years 4Months
P.MalarSelvi	2729-2/A2/2016	Assistant Professor of English	English	2 years
G.Praveena	19303/A2/2015	Assistant Professor of English	English	1 year 4Months
C.Kavitha	—	Assistant Professor of English	English	1 year 10Months
S.Padmapriya	—	Assistant Professor of English	English	1 year 4Months
D.Saveetha	—	Assistant Professor of English	English	4Months
D.Parimala Devi	—	Assistant Professor of English	English	4Months
K.Rathika	—	Assistant Professor of English	English	4Months
N.Mythili	—	Assistant Professor of English	English	4Months
R.Vijaya chantra	1075/A4/2003	HOD of Mathematics	Mathematics	14 years 6Months
V.Pushpaltha	8515/A2/2006	Assistant Professor of Mathematics	Mathematics	11 years 2Months
V.Punitha	17582-	Assistant	Mathematics	9 years 8Months



Criterion II: Teaching- Learning & Evaluation

	2/A2/2008	Professor of Mathematics		
A.Mohanna devi	8574/A2/2009	Assistant Professor of Mathematics	Mathematics	12 years 5Months
C.Kalyani	22150/A2/2012	Assistant Professor of Mathematics	Mathematics	6years 8Months
S.Kanniya	7035/A2/2010	Assistant Professor of Mathematics	Mathematics	7 years 2Months
D.Kalaivani	4953/A2/2012	Assistant Professor of Mathematics	Mathematics	5years 8Months
D.Thiriveni	20576/A2/2013	Assistant Professor of Mathematics	Mathematics	10 years 1Month
E.Elayakalyani	2365/A2/2015	Assistant Professor of Mathematics	Mathematics	6years 3Months
V.Nandhini	19303/A2/2015	Assistant Professor of Mathematics	Mathematics	3 years 10Months
K.Prabhavathi	22150/A2/2012	Assistant Professor of Mathematics	Mathematics	3years 6Month
M.Vinitha	20576/A2/2013	Assistant Professor of Mathematics	Mathematics	3 years 10Months
A.Nanthini	19303/A2/2015	Assistant Professor of Mathematics	Mathematics	2 years 4Months
R.Pavithra	004473/A2/2016	Assistant Professor of Mathematics	Mathematics	2 years 4Months
K.Mekala	25417-1/A2/2016	Assistant Professor of Mathematics	Mathematics	1 years 3Months
V.Kalaiselvi	11203/A2/2006	HOD of	Physics	13 years 6Months

Criterion II: Teaching- Learning & Evaluation

		Physics		
S.Sasikala	6921/A2/2010	Assistant Professor of Physics	Physics	7 years 6Months
M.Jayashree	27717/A2/2013	Assistant Professor of Physics	Physics	4 years 6Months
S.Mohana Parameswari	20576/A2/2013	Assistant Professor of Physics	Physics	4years 6Months
R.Deepa	—	Assistant Professor of Physics	Physics	6Months
S.Devi	—	Assistant Professor of Physics	Physics	6Months
N.Vidhya	—	Assistant Professor of Physics	Physics	6Months
M.Jamuna	12287/A2/2010	HOD of Chemistry	Chemistry	9 years 4Months
T.Daisy Rani	19173/A2/2011	Assistant Professor of chemistry	Chemistry	7 years 4Months
E.Maheshwari	20576/A2/2013	Assistant Professor of chemistry	Chemistry	1 years 4Months
N.Mugila	19303/A2/2015	Assistant Professor of chemistry	Chemistry	4 years 4Months
S.Pradeepa	—	Assistant Professor of chemistry	Chemistry	3 years 4Months
S.Brindha	22150/A2/2012	Assistant Professor of chemistry	Chemistry	1 years 4Months
S.Lavanya	27661/A2/2015	Assistant Professor of	Chemistry	2 years 4Months



Criterion II: Teaching- Learning & Evaluation

		chemistry		
Dr. P. Gowsalya	12577/A2/2001	HOD of Bio Chemistry	Bio Chemistry	15 years 4Months
M.R. Chitra Devi	12577/A2/2001	Assistant Professor of biochemistry	Bio Chemistry	15 years 4Months
O.R. Kasthuri	05267/A4/2003	Assistant Professor of biochemistry	Bio Chemistry	14 years 4Months
V. Kalaiselvi	9239/A2/2006	Assistant Professor of biochemistry	Bio Chemistry	11years 3Months
K.Chandra Prabha	10970/A2/2004	Assistant Professor of biochemistry	Bio Chemistry	11 years 9Months
G.BalaKrishnan	9239/A2/2006	HOD of Computer Science	Computer Science	20 years 4Months
A.Sumathi	7630/A2/2006	Assistant Professor of Computer Science	Computer Science	13 years 4Months
R.Mythili	18308/A2/2008	Assistant Professor of Computer Science	Computer Science	7 years 4Months
M.Logambal	18308/A2/2008	Assistant Professor of Computer Science	Computer Science	11 years 4Months
C.Premavathi	12716/A2/2008	Assistant Professor of Computer Science	Computer Science	5years 4Months
P.Pavithra	2365/A2/2015	Assistant Professor of Computer Science	Computer Science	10years 4Months
K.S.Mohansathya	2365/A2/2015	Assistant Professor of Computer Science	Computer Science	7years 4Months
C.Saranya	31929-	Assistant	Computer	6 years 4Months

Criterion II: Teaching- Learning & Evaluation

	6/A2/2016	Professor Computer Science	of Science	
P.Santhiya	25417- 2/A2/2016	Assistant Professor Computer Science	of Computer Science	5 years 4Months
P.Nivetha	25417- 2/A2/2016	Assistant Professor Computer Science	of Computer Science	7 years 4Months
P.Vinothini	—	Assistant Professor Computer Science	of Computer Science	4 years 4Months
V.Sridevi	—	Assistant Professor Computer Science	of Computer Science	6 years 4Months
P.Rathiga	13329/A2/2006	HOD Computer Applications	of Computer Applications	12 years 4 Months
A.Kalai Selvi	1256-2/A2/2007	Assistant Professor Computer Applications	of Computer Applications	11years 4Months
P.Chitra	2365/A2/2015	Assistant Professor Computer Applications	of Computer Applications	7 years 4 Months
N.Shanmuga Priya	20576/A2/2013	Assistant Professor Computer Applications	of Computer Applications	6 years 4Months
M.Sumathi	19173/A2/2011	Assistant Professor Computer Applications	of Computer Applications	11 years 4Months



Criterion II: Teaching- Learning & Evaluation

L.Sudha	2365/A2/2015	Assistant Professor of Computer Applications	Computer Applications	10 years 4 Months
M.Yasodhai	2365/A2/2015	Assistant Professor of Computer Applications	Computer Applications	6 Years
S.Karthigai	003556/A2/2016	Assistant Professor of Computer Applications	Computer Applications	13 years 4 Months
R.Sowmiya	—	Assistant Professor of Computer Applications	Computer Applications	2 years 3 Months
G.Esther Vijayakala	09404/A2/1999	HOD of Commerce	Commerce	17 years 6 Months
DR.Boomathi	1027/A2/2007	Assistant Professor of Commerce	Commerce	14years
K.Sathya Bhama	16708/A2/2015	Assistant Professor of Commerce	Commerce	14years
C.Saraswathi	1027/A2/2007	Assistant Professor of Commerce	Commerce	14years
S.SasiKala	13750-1/A2/2008	Assistant Professor of Commerce	Commerce	10years
N.Sathyasonia	18308/A2/2008	Assistant Professor of Commerce	Commerce	10years
R.Samundeeswari	9233/A2/2003	Assistant Professor of Commerce	Commerce	10 years 1Month
S.Sivaselvi	20843-1/A2/2008	Assistant Professor of Commerce	Commerce	9 years
V.Kalaiselvi	20576/A2/2013	Assistant Professor of Commerce	Commerce	5 years 6 Months
A.Kalaivani	13565/A2/2016	Assistant Professor of Commerce	Commerce	6 years

Criterion II: Teaching- Learning & Evaluation

R.DR.Bhuvaneswari	16708/A2/2015	Assistant Professor of Commerce	Commerce	10 years 4 Months
M.L.Shobana	18999/A2/2010	Assistant Professor of Commerce	Commerce	8 years 6 Months
P.Muthumekaladevi	16708/A2/2015	Assistant Professor of Commerce	Commerce	6 years
P.Renugadevi	16708/A2/2015	Assistant Professor of Commerce	Commerce	6 years 6 Months
J.Jagatheeswari	279/A2/2015	Assistant Professor of Commerce	Commerce	6 years 6 Months
P.Vidhya	003556/A2/2016	Assistant Professor of Commerce	Commerce	5 years
P.Gayathri	22150/A2/2012	Assistant Professor of Commerce	Commerce	5 years 6 Months
M.Brindha	22150/A2/2012	Assistant Professor of Commerce	Commerce	5 years 6 Months
C.K. Krishnaveni	20576/A2/2013	Assistant Professor of Commerce	Commerce	7 years 6 Months
M.Sudha	20576/A2/2013	Assistant Professor of Commerce	Commerce	4 years 6 Months
N.Prema	1542-1/A2/2014	Assistant Professor of Commerce	Commerce	4 years
D.Mohanasundari	19303/A2/2015	Assistant Professor of Commerce	Commerce	6years 4Months
Dr.V. Sugumar	16581/A2/2016	HOD of Business Administration	Management	21 years 8 Months
Mrs. G. Kalaivani	20576/A2/2013	Assistant Professor of Business Administration	Management	2 years 6 Months
Ms.L.Megala	6982/A2/2017	Assistant Professor	Management	9 years 8 Months



Criterion II: Teaching- Learning & Evaluation

		Business Administration		
Mrs.S.Selva Gowthami	25417-1/A2/2016	Assistant Professor Business Administration	Management	1 years 3 Months

Sum of Total Experience of full time teachers

$$\begin{aligned}
 & \frac{\text{Sum of Total Experience of full time teachers}}{\text{Total no of full time teachers}} \\
 &= \frac{810}{113} \\
 &= 7.17 \%
 \end{aligned}$$

2.4.4 Average percentage of full time teachers who received awards, recognition, fellowships at State, National, International level from Government, recognized bodies during the last five years

QnM Data Requirement:

Number of full time teachers receiving awards from State, National, International level
Total number of teachers.

Year of award	Name of full time teachers receiving awards from State, National, International level	PAN	Designation	Name of the award, fellowship, received from Government or recognized bodies
2012-2013	Mr.I.Selvam State level	DOKPS8 834B	Vice Principal, HOD of Tamil	Serantha Aasiriyar Viruthu received from Anantha Vikadan, Publication
2013-2014	—	—	—	—
2014-2015	Mr.I.Selvam State level	DOKPS8 834B	Vice Principal, HOD of Tamil	Kural maamani received from Kundrakudi Aathinam
2015-2016	—	—	—	—
2016-2017	Mrs.V.Kalaiselvi State level	DWQPK 9549M	HOD of Physics	Best Poster Presentation received from KSR College of Arts & Science for women

Criterion II: Teaching- Learning & Evaluation

$$\text{Percentage Per Year} = \frac{\text{Number of full time teachers receiving awards from state, National, International}}{\text{Total no of teachers}} \times 100$$

$$\begin{array}{rcl} 2012-2013 & \frac{1}{131} & \times 100 = 0.76 \% \end{array}$$

2013-2014 NIL

$$\begin{array}{rcl} 2014-2015 & \frac{1}{128} & \times 100 = 0.78 \% \end{array}$$

2015-2016 NIL

$$\begin{array}{rcl} 2016-2017 & \frac{1}{113} & \times 100 = 0.89 \% \end{array}$$

$$\begin{aligned} \text{Average percentage} &= \frac{\sum \text{percentage per year}}{5} \\ &= \frac{2.53}{5} \\ &= 0.48 \% \end{aligned}$$



2.4.5 Average percentage of full time teachers from other States against sanctioned posts during the last five years

Q_nM Data Requirement:

Number of full time teachers from other states

Total number of sanctioned posts.

Year	Name of full time teacher from other state	Number of sanctioned posts	State from which qualifying degree was obtained
2012-2013	---	---	---
2013-2014	---	---	---
2014-2015	01 K.V. Dharshana	128	Kerala
2015-2016	--	---	---
2016-2017	---	---	---

$$\text{Percentage Per Year} = \frac{\text{Number of full time teachers from other states}}{\text{Total number of sanctioned posts.}} \times 100$$

2012-2013	NIL
2013-2014	NIL
2014-2015	$\frac{1}{128} \times 100 = 0.78 \%$
2015-2016	NIL
2016-2017	NIL

$$\begin{aligned} \text{Average percentage} &= \frac{\sum \text{Percentage Per Year}}{5} \\ &= \frac{0.78}{5} \\ &= 0.156 \% \end{aligned}$$

2.5 Evaluation Process and Reforms

2.5.1 Reforms in Continuous Internal Evaluation(CIE) system at the institutional level

QIM Upload a description not more than 500 words

Various measures are adopted to assess the achievements of students. The Examination pattern and the participation of students in academic performances and test evaluation are also assessed. The allocation of marks according to the University norms is 25 marks for Internal evaluation and 75 marks for External evaluation for theory examinations. The Internal Evaluation method is assessed by the staff members by motivating the students to attend regular classes, active participation and better interactions with teachers during the subject hours.

The Continuous Internal assessment of students is analyzed through assignments, test, quiz programmes, seminars, debates and discussion. Students are encouraged to participate in curricular and Extra-curricular, Competitions such as Inter departmental, oratorical competition, literary competition, cultural events and Annual sports meet. The Winners are awarded with prize, Shields, Gifts and certificates. This kind of encouragement motivates and creates confidence among students to participate in various competitions and bring laurels and fame to the college.

Projects are done as per the work plan. A minimum of 10 marks for UG and 12 marks for PG in the formation assessment and 30 marks for UG and 38 marks for PG in the summative assessment is fixed as passing minimum in each subject.

Formative evaluation approaches:

- Assessment
- Attendance
- Seminars
- Tests
- Practicals



Summative evaluation approaches:

- Theory written Examination
- Practical Examination
- Project work

The institution follows major evaluation reforms of the Bharathiar University. The institution adheres strictly the norms for conducting internal and external exams. Central valuation is conducted by the University for all affiliating colleges. The University provides a provision for the students to apply for revaluation, re-totaling and getting photo copies of answer scripts of the university examinations.

The University examination marks are intimated to the parents. Any reformation in model examination, internal test, model practical are carried out by the institution. Seminar, Group discussion, presentation and assignments are conducted to evaluate the performance of the students. Choice based credit system designed by the university is implemented by the institution.

2.5.2 Mechanism of internal assessment is transparent and robust in terms of frequency and variety

QIM Upload a description not more than 500 words

The College introduces the process of department evaluation to assess the teaching learning process, marks obtained in unit test, model examination, internal test by students and practical exam and other academic performances. The marks secured by the students in the test are informed both to the parents and students. The evaluation process and methods are communicated to all students by the department staff for their clear understanding in the beginning of the academic year.

The evaluation methods are done in all fields of academic performance of each department. Teachers are trained to understand the evaluation process and their teaching strategies are assessed and evaluated through feedback obtained from students. The IQAC also gathers suggestions from the feedback of the students and analyses the suggestions and informs the evaluated reports to the Principal and all faculty members for rectification and correction.

The Internal Assessment is done to the students on the basis of marks secured by them, academic performance, attendance, participation in various curriculum, co-curricular, cultural, sports and extension activities. Test marks and their academic performances are displayed in the notice board and informed to the students well in advance to prepare and to initiate the students for more achievements and significant improvement during the last four years.

Behavioral Aspects:

- Orientation and personality development programme, various activities such as Self-help club activities, NSS, Rotract and YRC for the behavioral development.

Independent Learning:

- Independent learning enhanced with provided software skills, ICT tools and elective based skills.
- Digitalized library with INFLIBNET and DELNET.
- Internet facility, Audio-visual packages and English communicative lab.

2.5.3 Mechanism to deal with examination related grievances is transparent, time-bound and efficient

QIM Upload a description not more than 500 words

The following mechanism is adopted to deal with the examination related grievances. The institution has Grievance Redressal Cell consisting of staff members. The students can represent their problems and grievances anytime for counseling and solving of their problems. Another mechanism, which helps the students to have a good rapport between the students and faculty members, is Tutor system and this system enables to discuss various problems of the students, their academic performance and personal issues. The College Union Council members also represent the grievances, problems to the principal, HODs and the Management.

After the publication of semester result by the Bharathiar University, students can avail the following:



- Photocopies of Answer scripts
- Re-totaling of marks
- Revaluation
- Supplementary Examination
- The College helps the students to communicate the grievances relating to the result withheld, change of marks which is time bound and efficient.

2.5.4 The institution adheres to the academic calendar for the conduct of CIE

QIM Upload a description not more than 500 words

The institution adheres to the academic calendar for the conduct of CIE. The academic year usually commences in the month of June and the academic activities of the college are planned by a committee consisting of Principal, HODs and senior faculty members.

Academic calendar is prepared by the committee stating all the activities that should be followed throughout the year. The calendar states the following events such as Faculty list, Teaching schedule for each semester, Admission process, important events of academic year, working days and holidays, details of curricular and extra-curricular activities, committee members, dates of internal test, model examination, evaluation schemes, names of college students' union council, rules and regulations of the college and commencement of date of classes for each semester. The IQAC prepares the blue print of the college and initiate the system by internal evaluation of the departments and motivates the faculty members for innovative teaching plan.

2.6 Student Performance and Learning Outcomes

2.6.1 Program outcomes, program specific outcomes and course outcomes for all programs offered by the institution are stated and displayed on website and communicated to teachers and students

QIM Documents Requirement:
Upload COs for all courses (exemplars from Glossary- Notes)
Upload a description of Mechanism of Communication

Yes, the College has clearly stated the learning outcomes of students and staff members. The Continuous Internal Assessment mainly reveals the learning outcomes and Academic performance of students. Students learning outcomes can also be obtained by the marks secured

in the university exams. The arrear students are given counseling to improve their learning and academic performance by the staff members.

Course Out Comes For All Courses:

B.A Tamil and M.A Tamil:

- To provide basic and essential Knowledge in Tamil Grammar, History of Literature, Social and Cultural History of Tamilnadu.
 - To Teach and create Knowledge of the Poetry, short stories, Drama and Prose.
- The following are the career opportunities of the courses,
- PSTM Opportunity in TNPSC
 - Journalism
 - HR & C development of TN Government Provide job opportunity through group VI examinations.
 - Tanjavur (Tamil) University
 - Most of the universities all over in the world has established Tamil chair for getting opportunities for Tamil Literature Students.
 - World Tamil Research Center was established by the government of Tamil Nadu to create chances for B.A& M.A Tamil Literature students and Provide the scholarships for research Programmes.

B.A English and M.A English:

- English Literature helps the students to build the skills of creative and intellectual ideas and makes them to enrich their career.
- Learners of our course can easily acquire wide knowledge and allow them to be effective in their interpretations.
- Moreover, it makes to enquire everything with an awareness and curiosity as literature reflects the life.
- Skills of LSRW in English make the students to enrich themselves in all aspects and make them to explore and demonstrate an ability to cope up the life with stylistic clarity.



- The main outcome of studying English Literature will widely help to express and improve the ability to read works of literary, rhetorical and cultural criticism.
- It further makes them to develop and acquire great opportunities that is needed in their future career (i.e.) makes oneself to get good job and soon.
- It also allows one to formulate queries for progressive and helps them to identify the better solution for the Problem.
- English Literature helps the reader to be fluent in English and makes them to be bold enough wherever they go as they are good in English.
- It also Produces opportunities to maintain traditional aspects and flourishes the learner to be global friendly.
- Learning English Provides great opportunities in teaching in schools, Colleges and Universities. It also offers plenty of teaching opportunities in Abroad too.
- Reader of English can also seek their jobs in journalism fields like Publisher, Reader, Editor, Copy writer and so on.
- Learning English can also makes them to work in Advertising and Marketing fields.
- Above all, English Literature students can boost their employment options in various fields and makes them to be the civil service worker like IAS, IAS and several other government employees.

B.SC Maths and M.SC Maths:

Mathematics graduates can acquire computing, analytical, structured thinking, a high level of competence in problem solving. This major will provide mathematical Knowledge allowing the students to pursue their own interest within Mathematics.

The following are the career opportunities of the courses,

- Candidates can work on IT industries as
 - Software developers
 - Testers
- Candidates are eligible for statistician Posts in TNPSC and other common categories.
- Banking Sectors

- Data Analyst
- Data Modeler
- Online Tutors
- They are qualified for teaching profession on schools at Primary levels.
- Cryptographer in Data Security, Defence and related fields.
- Scientists and Engineer in ISRO
- Project scientist in Research Programs.
- Teaching Profession on Polytechnic colleges and schools at secondary levels.
- Online Tutor
- Specialist officer in Banks
- Research fellowships in IGNOV.

B.SC Maths CA:

- They are eligible to work on software industry and it enabled services.
 - Software Engineer
 - System Analyst
 - Programmer Analyst
 - Senior Software Engineer
 - Customer Support Representative
- Qualified for all categories in TNPSC
- Banking Sector
- Online Tutors.

B.SC Physics and M.SC Physics:

- B.Sc Physics acts as the base to study various higher education courses. Upon completion of the course, the candidate can go for master's degree in various specialized areas like Applied Physics, Bio Physics, Engineering Physics, Geo Physics, Marine Physics, Astrophysics, Applied Electronics and Nanoscience.



- Students will demonstrate knowledge of Mechanics, Optics, Relativity, and thermal Physics, and be able to apply this knowledge to analyze a variety of Physical Phenomena.
- Students will apply the Knowledge of Physics to clear NET,SET,JAM, UPSC and GATE Exams.
- After the completion of M.Sc Physics they will have lot of opportunities in Research and they can apply for M.E, M.Phil, Ph.D and JRF.

Job Opportunities in:

- Bharat Heavy Electricals Limited(BHEL)
- Defence Research and Development Organisation(DRDO)
- Radio Astronomy Centre(RAC)
- Hindustan Photo film Limited(HPL)
- Banking, IT companies, Teaching and Government Sectors.

B.SC Chemistry and M.SC Chemistry:

- There are various fields where a B.Sc Chemistry graduates can utilize their talents. some of the areas that offer jobs for a B.Sc degree holder include the following.
 - Effluent treatment
 - Quality control labs.
 - Manufacturing and processing Firms.
 - UPSC
 - Oil refineries.
- There is a wide scope for PG Chemistry students. The following are some of the areas which Provide job opportunities.
 - Research and Development
 - Technical Journals
 - Chemical Manufacturing Industries
 - Education Sector
 - Medical Research

B.SC Bio-Chemistry and M.SC Bio-Chemistry:

The students can explore how modern molecular bioscience approaches can solve key challenges in cell biology, Pathology, Pharmacology, Physiology and genetics.

- Jobs directly related to Bio-Chemistry degree include:
 - Analytical Chemist
 - Bio medical Scientist
 - Healthcare Scientist
 - Nanotechnologist
 - Research Scientist(Life Sciences)
 - Scientific Laboratory Technician
- Private Research Institution, Hospitals, Government agencies, Social and non-Profit organizations for good biochemist.
- Job where our degree would be useful include:
 - Health and Safety Inspection
 - Quality Manager
 - Science Writer etc..

Scope after M.Sc Bio-Chemistry

- They can work in different firms such as
 - Research Laboratories
 - Pharmaceutical Industries
 - Diagnostic Centers
 - Biotech Firms
 - Hospitals
 - Clinical Labs.
 - Agricultural Industries
- One can also get into teaching Profession for Courses such as B.SC Biochemistry, BPT, B.Pharm etc.



- In addition to the job opportunities offered in India, the candidates also have immense scope in abroad.

B.SC CS and M.SC CS:

- There are bright career Prospects for Computer Science Professionals or Software Professionals in recent Scenario.
- Computer Science graduates get job opportunities in a variety of environment in academic, Research, Industry, Government, Private, Business organizations and so on.
- The software and IT companies are the major employers of Computer Science graduates.

B.SC IT and M.SC IT:

- List of careers in the fields of Computer and IT:
 - Call Centers
 - Web Designer
 - Web Developer
 - Software Engineer
 - Network Engineer
 - Computer Science Engineer
 - Computer Aided Design
 - Software Developer
 - Computer Programmers
 - Network and Computer Systems Administrators.

BCA and MCA:

PSO:

- Providing effective and efficient real time solutions using acquired Knowledge in various domains.
- Applying Professional Software engineering and maintenance of software.
- Career options after BCA after completing BCA, Candidates can apply for the following Profiles:
 - Computer Programmer
 - Computer System Analyst

- Database Administrator
- Software Publisher
- System Administrator
- Teacher and Lecturer
- Computer Support Service Specialist
- Self employment option is also available.
- One can do job or can go higher studies like MCA.
- MCA students can work on live Projects.
- Candidates with MCA degree can also choose their Profession in teaching field.
- MCA Post graduates are hired both by Government agencies NTPC, GAIL, BHEL etc, and Private IT Companies like INFOSYS, WIPRO, TCS, etc.
- Software developers are responsible for designing, installing, testing and maintain the software system.
- They can enter following roles:
 - Software Developer
 - Programmer
 - system Analyst
 - Hardware Engineer
 - Technical Writer
 - Web Designer and Developer
 - Project Leader
 - Chief Information Officer



B.COM and M.COM:

- The course aims to throw light on the various enactments pertaining to commercial activities.
- This course aims to enlighten the students on the provisions of the companies act 1956, along with secretarial work relating to corporate entities.
- On successful completion of the course, students have wide scope towards auditing profession.
- The course aims to build up critical thinking and analyzing skills in the students. So that they can deal with different kinds of situation in a business.

Job Profiles of commerce:

- Chartered Accounts
- Company Secretary
- Economist
- Human Resource Management
- Loans Execution Stock
- Stock Broking
- Entrepreneur
- Accounts officer
- Business
- Taxation
- Trading
- Auditor
- After the successful completion of the course students can take up job roles as
 - Finance executives
 - statistician
 - Taxation Expert
 - Cost Accountant
 - Investment Manager
 - Port folio Manager etc.
- There is a wide scope for commerce students in the field of law.

Stock Broker:

- Import and Export Manager
 - Market Researchers
 - Business Administrators
 - Data Entry Operators
- There are ample opportunities in civil service, self employment.

B.COM CA and M.COM CA:

- After the successful completion of this course the students will have a thorough Knowledge about the concepts of Information Technology, So that they can place in any Computer Based Concern as data entry operators.
- This course provides wide Knowledge a soul the electronic data system and network concept which wide enable the students to place in Telecommunication sector.
- Commerce with computer application has a wide scope in accounting, banking, marketing, e-commerce, teaching insurance and stock markets.
- This course enables the student to select the role of designing web pages, Programmers, web designers.
- This course enables the student to contract applications with various Programming languages.

BBA:

- BBA students can work as a finance Manager, perform the financial reports, accounts monitoring, preparation of activity reports and analyzing markets.
- In the field of HR Manager, they can co-ordinate all the administrative functions and they will recruit the new employees.
- They can also serve as a link between Management and employees within the organization.



- In the area of Business consultant, they improve the company's performance and assessing the weakness and recommending solutions.
- They have more opportunities in the area of marketing as a manager, consultant and representatives in order to establish a market tracking methods to help each client.
- In the field of Information System Manager they can act as a system information Planner.
- They have good opportunities in the area of Associate-investment Banking.
- In this they can demonstrate a high level of commitment to service quality and teamwork within the unit.
- Adhering to established policies, Procedures and result in Audit rating.
- BBA graduates can act as a Management Trainer in the industries like marketing industry, financial institution, insurance and consumer durable advertising agency.
- Good opportunities in the field of consultancy, Government banking sector, executive trainer.

2.6.2 Attainment of program outcomes, program specific outcomes and course outcomes are evaluated by the institution

QIM Upload a description of the method of measuring attainment of POs , PSOs and COs in not more than 500 words and the level of attainment of POs , PSOs and COs.

The College has clearly stated the learning outcomes of students and staff members. The Continuous Internal Assessment mainly reveals the learning outcomes and Academic performance of students. Students learning outcomes can also be obtained by the marks secured in the university exams. The arrear students are given counseling to improve their learning and academic performance by the staff members.

Remedial classes are regularly conducted for the slow learners. Bridge courses are also conducted for the fresher's for the benefit of enhancing academic performance. Orientation programmes and faculty development programmes are also organized for the benefit of staff

members. Discussions are made by the Principal, HODs and staff members regarding curricular programmes, academic programmes, methods to be implemented in terms with vision and mission of the institution.

Training is given to the faculty members to make them familiar with innovative methods like use of computers, technological resources like ICT, LCD, OHP, Projectors, Internet and orientation programmes. The Evaluation of learning process of students are assessed by presentation, assignments, discussions and seminars. Students profile is maintained to enroll the academic activities and their performances. Students are exposed to the empowering programmes to develop various skills like scientific, higher education, potentiality and academic excellence.

All departments record the marks secured by the students in the tests conducted by the institution and the results of the university examination. These marks and results are displayed in the notice board. The records and the performance of the students are maintained by the concerned department. The progress report containing the marks of CIA test, Unit test, Model exam are sent to the parents.

The institution conducts frequent Parents-Teachers meet which paves way for both the teachers and parents to discuss about the academic performances and development of students. Feedback is also collected and the suggestions received from the parents are implemented for the future enhancement and development.

2.6.3 Average pass percentage of students

QnM Data Requirement for last five years:

Program Code
Name of the program
Number of students appeared
Number of students passed
Pass percentage

Program Code	Program name	Number of students appeared in the final year examination					Number of students passed in final year examination				
		2012	2013	2014	2015	2016	12-13	13-14	14-15	15-16	16-17
		-	-	-	-	-					
		2013	2014	2015	2016	2017					



Criterion II: Teaching- Learning & Evaluation

21A	B.A Tamil	37	39	31	44	46	35	37	28	41	40
22F	B.A English	110	121	122	127	125	102	119	119	119	119
22A	B.Sc Maths	61	64	65	65	70	59	62	63	62	67
2AC	B.Sc Maths CA	56	68	47	32	51	54	68	46	30	50
22C	B.Sc Physics	30	37	40	34	35	30	36	38	33	34
22H	B.Sc Biochemistry	22	13	24	20	—	22	13	23	19	—
22D	B.Sc Chemistry	—	31	26	30	31	—	30	23	27	31
22K	B.Sc CS	113	124	116	103	63	112	122	115	101	63
26J	B.Sc IT	38	55	57	36	24	38	54	56	36	24
26K	B.Sc CT	—	33	46	—	—	—	32	45	—	—
22J	BCA	102	118	111	64	51	102	117	109	63	48
2AA	B.Com	100	61	109	122	77	87	48	96	103	71
2AC	B.Com(CA)	111	109	109	116	97	102	105	105	114	95
25F	BBA	25	40	33	29	25	25	36	32	27	25
31A	M.A Tamil	25	18	10	08	09	24	17	10	08	09
32F	M.A English	29	34	40	20	20	26	34	37	17	15
32A	M.Sc Maths	27	49	29	48	45	26	48	28	46	37
32C	M.Sc Physics	—	20	18	15	20	—	20	18	15	20
32H	M.Sc Biochemistry	—	16	20	—	15	—	16	20	—	14
32D	M.Sc Chemistry	—	—	—	07	13	—	—	—	05	11
32K	M.Sc CS	48	19	26	32	40	48	19	26	32	40
36J	M.Sc IT	46	15	19	16	15	46	15	19	16	15
38M	M.C.A	22	27	24	29	—	22	27	23	29	—
3AA	M.Com	17	24	38	24	31	17	24	38	24	31
3AC	M.Com(CA)	44	39	35	33	28	43	39	35	32	28

$$\begin{aligned} & \frac{\text{Total Number of final year students} \\ & \quad \text{who passed in the examinations}}{\text{Total Number of final year students} \\ & \quad \text{who appeared for the examinations}} \times 100 \\ & = \frac{5196}{5417} \times 100 \\ & = 95.92 \% \end{aligned}$$

2.7 STUDENT SATIFICATION SURVEY

2.7.1 Online student satisfaction survey with regard to teaching learning process.

QnM Data Requirement:

Name/ Class/ Gender
Student Id number/ Adhar Id number
Mobile number
Email id
Degree programme

(Database of all currently enrolled students need to be prepared and shared with NAAC along with the online submission of QIF)

Name of the student	AADHAR/Student ID number	Email ID	Program name
	VIEW DOCUMENT		



CRITERION – III

RESEARCH,
INNOVATIONS &
EXTENSION

CRITERION: III

RESEARCH, INNOVATION AND EXTENSION

3.1.1 Grants for research projects sponsored by the non-government sources such as industry, corporate houses, international bodies, endowments, Chairs in the institution during the last five years

QnM Data requirement:

Name of Principal Investigator

Duration of project

Name of the research project

Amount / Fund received

Name of funding agency

Year of sanction

Department of recipient

Name of the Project/Endowments, Chairs	Name of the Principal Investigator	Department of Principal Investigator	Year of Award	Funds Provided	Duration of the project
NIL					

3.1.2 Percentage of teachers recognized as research guides at present

QnM Data requirement:

Number of teachers recognized as research guides

Total number of teachers

Documents: Upload copies of the letter of recognition as research guides

Year	Number of teachers recognized as research guides	Total number of teachers
2016-2017	64	113

Number of teachers Recognized as Research guides

Total Number of Teachers

$$\frac{64}{113}$$

= 0.027



3.1.3 Average number of research projects per teacher funded by government and non-government agencies during the last five years

QnM Data requirements:

Name of Principal Investigator

Duration of project

Name of the research project

Amount / Fund received

Name of funding agency

Year of sanction

Department of recipient

Documents: Upload e-Copies of the grant award letters for research projects sponsored by government and non-government agencies.

Name of Principal Investigator	Duration of Project	Name of the research Project	Amount/ Fund received	Name of funding agency	Year of sanction	Department of recipient
Dr.S.Renugadevi	2012-2013	Design of Logistic Network Model for Transporation: A study	5,00,000	University Grants Commission	2013	Commerce
Mrs.G.Esther vijayakala	2013-2015	A Study on the Labour turnover rate with special reference to Textile industries in Erode District.	70,000	University Grants Commission	2012	Commerce
Mrs.N.Valarmathi	2013-2015	Utilisation of internet, web resource by the faculty member, Research scholar and students of Arts and science college library with special reference to erode	45,000	University Grants Commission	2012	Library

$$\frac{\text{Total Number of research Projects during the last five years}}{\text{Total Number of teachers}} = \frac{3}{113} = 0.027$$

3.2 INNOVATION ECOSYSTEMS

3.2.1 Institution has created an eco system for innovations including Incubation centre and other initiatives for creation and transfer of knowledge

Upload a description of the available incubation centre for innovation and evidence of its usage with their activity in not more than 500 words

Knowledge and innovation are crucial conditions for economic development and important engines of structural change across sectors. Keeping this in mind the institution has an incubation centre which provides a platform for the students to nurture their idea into viable business.

The incubation centre along with clubs like (I) Tailoring, (II) Beautification (III) Embroidery/Jewelry making (IV) Toys making (V) Cookery (VI) Painting (VII) Handicraft conduct special training for the student every week to get self employment.

- The college has been conducting various career oriented programmes for betterment of the students. Personality development programme, Interpersonal relationship building and Team dynamics understanding are incorporated into their curriculum for development of soft skills.
- The placement cell provides coaching and training every week to improve skill of employability in various fields.
- Special training for self-help club activities are given to students every week in entrepreneurial cell like tailoring and embroidery, beautification, jewellery making, paintings and toy making clubs to get self employment.



- 40 students from various courses are selected to carry out the club activities and one student from final UG is designated as club in charge.
- A special room is Provided to each self help club activities such as embroidery, tailoring, cookery, jewelers making, Beautification, Toys making, Painting and environmental etc.
- These club activities are conducted every Saturday which provides self help carrier options for students. It also helps for “Earn while You Learn” facility.
- Through these club activities, students exhibit their talents and their efforts are rightly identified. Some of the out gone students through these club activities have got self employment.

The entrepreneurial cell also plays a very important role in promoting self-help employment and creates students as young entrepreneurs.

3.2.2 Number of workshops/seminars conducted on Intellectual Property Rights (IPR) and Industry-Academia Innovative practices during the last five years

QnM Data Requirement:

Name of the workshops / seminars

Number of Participants

Date (From -to)

Link to the activity report on the website

Year	Name of the workshop/seminar	Date From-To	Link to the activity report on the website	No.of Participation
2012-2013	Teaching-Learning Intellectual Process	5.10.2012	—	97
2013-2014	Academic excellence	12.02.2014	—	110
2014-2015	Potential Excellence	07.09.2014	—	113
2015-2016	Improvement of Innovative Methods	02.11.2015	—	102
2016-2017	Creativity in intellectual eminence	13.10.2016	—	103

3.3 RESEARCH PUBLICATIONS AND AWARDS

3.3.1 The institution has a stated Code of Ethics to check malpractices and plagiarism in Research

QnM Data Requirement: Upload Code of Ethics to check malpractices and plagiarism in Research to be made available on institutional website

Upload the URL having code of ethics	Colleges are Provided access to Plagiarism software(Yes/No)	Mechanism for detecting Plagiarism
----	Yes	URKUND Software

The institution strictly prohibits plagiarism and consider is as an act of cheating, fraud, malpractice, misconduct and violation of code. The college advices the researches to adhere strictly the code of ethics to enhance the quality of the published works. The concerned research guides take responsibility in checking the malpractice of their wards. Plagiarism software has been installed in the college which details the percentage of plagiarism. Minor misconduct will be dealt with the researches to rectify it. Researches with major misconduct will be asked to re do their work.

The college has constituted a research committee which performs the tasks of checking malpractices and plagiarism in research.

- I. It provides advice and guidance to the researchers on all matters to pertaining to academic research ethics.
- II. To act as an investigative body for any disputed matter concerning ethics and conducts.
- III. The institution strives hard to bring true research works from the scholars.



3.3.2 The institution provides incentives to teachers who receive state, national and international recognition/awards

Q_nM Data Requirements:

Name of the Award

Name of the Awarded with contact details

Name of the Awarding Agency

Year of Award

Incentive details

Documents: Upload letter of awards

Name of the Awardee with contact details	Name of the Award	Name of the Awarding Agency	Year of Award	Incentive details
Mr .I. Selvam Vice Principal, HOD of Tamil	Tamil Sudar Viruthu.	Tamil Iyya Kalvi Kalazam, Thiruvaiyaru.	2006-2007	—
Mr .I. Selvam Vice Principal, HOD of Tamil	Theiva Tamil Sudar Viruthu.	Tamil Iyya Kalvi Kalazam, Thiruvaiyaru.	2013-2014	—
Mr .I. Selvam Vice Principal, HOD of Tamil	Best Faculty Award	Aval Vikadan	2014-2015	—
Mr .I. Selvam Vice Principal, HOD of Tamil	Kural Maamani Viruthu.	Kundrakudi Aathinam	2014-2015	—
Mrs.V.Kalaiselvi HOD of Physics	Best Paper Presentation award	KSR College of Arts & Science for women, Thiruchengodu	2016-2017	—

3.3.3 Number of Ph.D.s awarded per teacher during the last five years

QnM Data Requirements:

Name of the PhD scholar

Name of the Department

Name of the guide/s

Year of registration of the scholar

Year of award of Phd

Documents: Sources-Shodhganga and institutional website

Name of the Ph.Dscholar	Name of the Department	Name of the guide/s	Title of the thesis	Year of registration of the scholar	Year of award of Ph.D
P.Munusamy	Commerce	Dr.C.vadivel	A study on the financial performance of select sugar companies in India	24.11.2011	27.7.2015
S.Shagila Banu	Tamil	Dr.T. Aananda Valli	Thanippadal Therattil Varumayum Vanmaiyum	20.12.2012	2016

Number of Ph.D degree awarded during the last five years

Total Number of Teachers as a recognized guide

$$\begin{aligned} &= \frac{2}{7} \\ &= 0.29 \% \end{aligned}$$

3.3.4 Number of research papers per teacher in the Journals notified on UGC website during the last five years.

QnM (For UG Colleges weight age of this metric will be 10)

Data Requirement:

Title of paper

Name of the author/s

Department of the teacher

Name of journal

Year of publication

ISBN/ISSN number



Criterion III: Research, Innovation & Extension

Title of Paper	Name of the author/s	Department of the teacher	Name of journal	Year of Publication	ISBN/ISSN Number
Thenai KotPattu Adippadaiyil Serapuram	Dr. A.Sajitha Begum	Tamil	MuthuKamalam	2016	2454-1990
Thara Bharathi Kavithaigal Kattum Samuga Seerthirutha Nokku	Dr.P.Eswari	Tamil	MuthuKamalam	Feb 2017	2454-1990
Ettuthogai Aga Ilakkiyangalil Aga Thodarpugal	Dr.P. Radhajayalakshmi	Tamil	MuthuKamalam	2017	2454-1990
Kalithogaiyil Kurietu utthi	Dr.P. Radhajayalakshmi	Tamil	MuthuKamalam	2017	2454-1990
Ezham Porum Vazhvum	Dr. K. Maheswari	Tamil	MuthuKamalam	2014	2454-1990
Ezha Makkalin Porkal Vazhviyal	Dr. K. Maheswari	Tamil	MuthuKamalam	2016	2454-1990
Presentation and Characterization of Ti O ₂ nano particles by novel sol-gel method	Mrs. V .Kalai Selvi	Physics	International Journal of Research in Science 2014	2014	2350-0999
Comparative Study of Pure znO and Cu doped ZnO NanoParticles Synthesis via co-precipitation method	Mrs. V.Kalai Selvi	Physics	International Journal of Advanced research in Physics and development	2014	—
Effect of TiO ₂ doping on Nano HAP synthesized from egg shells via wet chemical method	Mrs. V.Kalai Selvi	Physics	International Journal and Magazine of Engg.Tech management and research	2016	2348-1845
Synthesis and characterization of pure TiO ₂ nanopracticles by	Mrs. V.Kalai Selvi	Physics	International Journal of chem. tech Research	2015	0974-4290

Criterion III: Research, Innovation & Extension

sol-gel method					
Tunable and optical properties of Mn doped ZnO nanopartcles	Ms. M. Jayashree	Physics	International Journal of multidisciplinary research review.	2016	2395-1877
Phytochemical and Antimicrobial activity of selected micro organism of bark extract of the plant crataeva religiosa	Dr.P.Gowsalya	Bio Chemistry	Intrenational Journal of Pharamaceutical and Biological Activities	2013	0976-3333
Effect of an Anticancer drug- Methtrexate in the serum and seminal vesicles of adult male Albino rats	Mrs. K.Chandra Prabha	Bio Chemistry	Indian Journal of science	2015	2319-7730
Metabolic Impact of selected Imor millets fed Experimental Menopause Induced Rats	Mrs. K.Chandra Prabha	Bio Chemistry	International Research Journal of Biological Sciences	2016	2278-3202
Effects of Anti inflammatory and Analgesic activity of Bark of Crataeva religiosa	Dr.P.Gowsalya	Bio Chemistry	International journal and Magazine of Engineering, Technology, Management and Research	2016	2358-4845
Nutrient and Antioxidant Evaluation of four underutilized Minor millets	Mrs. K.Chandra Prabha	Bio Chemistry	International journal of Current Microbiology and Applied Sciences	2016	2319-7706
Extraction and its Pharmacognostica l study of bank of crataeva religiosa	Dr.P.Gowsalya	Bio Chemistry	European Journal of Biomedical and Pharmaceutical Sciences	2016	2349-8870



Criterion III: Research, Innovation & Extension

Comparative efficacy of Vermiwash and synthetic nutrients on plant growth and Phytonutrients of solanum lycopersum and capsicum annum	Mrs.M.R.Chitra devi	Bio Chemistry	International Journal of Natural Science	2016	0976-0997
Comparison of the antibacterial activities of illicium verum (dried fruit extract)belierica(s eed extract)against fish Pathogens	Dr.P.Gowsalya	Bio Chemistry	International Journal of Pharmaceutical and Biological Archives	2017	2349-2678
Green Biogenic approach to synthesis of silver nanopracticles using opuntiaficus indica and their antibacterial activity against wound causing S.aureus	Mrs.M.R.Chitra devi	Bio Chemistry	European Journal of Biomedical and Pharmaceutical Sciences	2017	549-552
Comparative Study on Pre-Processing Techniques on Automatic Speech Recognition for Tamil Language	Mr. G. BalaKrishnan	Computer Science	International Journal of Computer Applications(IJC A)	2015	973-93-80887-14-2
A Novel Technique For speech identification and recognition and row and column features	Mr. G. BalaKrishnan	Computer Science	International Journal of Innovative Technology and creative Engineering	2015	2045-8711
Performance Enhancement of	Mrs. A. Sumathi	Computer Science	International Journal of	2017	2277-9655

Criterion III: Research, Innovation & Extension

Distance based Algorithms in Classification Process			Engineering Sciences and Research Technology (IJESRT)		
Mining Educational data to categorize students performance using R tools	Mrs. A. Sumathi	Computer Science	International Journal of Engineering Technology and computer research (IJETCR)	2017	2348-2117
Basics of mobile adhoc networks (Maneo):A Review	Mrs. R. Mythili	Computer Science	Unique Journal of Engineering and advance Science(UJEAS)	2016	2395-4175
Wavelet Based Features extraction in Retinal images to detect Glaucoma	Mrs. R. Mythili	Computer Science	Unique Journal of Engineering and Advanced Sciences(UJEAS)	2016	2348-375X
Applications of wireless sensor networks:An Overview	Mrs. M.Logambal	Computer Science	Intrenational Journal of Engineering sciences and research technology(IJESRT)	2017	2277-9655
A survey on wireless sensor networks in human healthcare monitoring system	Mrs. M.Logambal	Computer Science	International Journal of innovative research in computer and communication engineering(IJIR CC)	2017	2320-9801



Criterion III: Research, Innovation & Extension

Comparative Analysis of healthcare monitoring in wireless sensor networks	Mrs. M.Logambal	Computer Science	International Journal of innovative research in Science engineering and technology (IJIRSET)	2017	2347-6710
Efficient integrated model for features descriptor and texture classifier using edolbp histogram for hand-dorsa vein recognition system	Mrs. C. Premavathi	Computer Science	Shanlax International Journal of arts and science	2017	2321-788X
Efficient texture classifier for hand-dorsa vein recognition system using completed LBTP(c-LBTP) feature descriptor	Mrs. C. Premavathi	Computer Science	International Journal of engineering and computer science	2017	2319-7242
A study on Operational efficiency of urban co-operative banks in erode(dt)	Mrs.R.Bhuvanesh wari	Commerce	Shanlax international journal management	2014	2321-4643
Financial key indicators of urban co-operative banks, Tamilnadu-analytical study	Mrs.R.Bhuvanesh wari	Commerce	UMDS	2014	2320-0685
An Economical analysis of awareness and willing to pay for national agricultural insurance scheme with special reference to erode-	Mrs.C. Krishnaveni	Commerce	ARS-journal of applied research and social science	2016	2350-1472

Criterion III: Research, Innovation & Extension

DT					
a study on patients satisfaction towards selected multi speciality hospitals in erode(DT)	Mrs.S.Sasikala	Commerce	Journal of social science	2016	2394-1316
A study on consumers preference towards organic products	Mrs.A.Kalaivani	Commerce	International journal scientific research	2016	2277-8179
A study on patients satisfaction towards services provided by private hospitals in erode(tk)	Mrs.S.Sasikala	Commerce	Intrenational journal of research in commerce and management	2016	2231-5756
Efficient Ntework design Parameters for Packet switching using Poisson Distributed Method	L.Sudha	Computer Application	IOSR Journal of Computer Engineering	2016	2278-0661

Number of Publications in UGC notified
Journals during the last five years

Total Number of Teachers

$$= \frac{38}{113} = 0.33 \%$$



**NAVARASAM ARTS AND SCIENCE COLLEGE FOR WOMEN,
ARACHALUR, ERODE(Dt)- 638 101 TAMIL NADU**

3.3.5 Number of books and chapters in edited volumes / books published, and papers in national/international conference-proceedings per teacher during the last five years

Q_nM (For UG Colleges weight age of this metric will be 8)

Data Requirement:

Name of the teacher: Title of the paper

Title of the book published: Name of the author/s: Title of the proceedings of the conference

Name of the publisher: National / International

National / international : ISBN/ISSN number of the proceedings

Affiliating Institution

Year of publication

Title of the book/chapters Published	Title of the paper	Title of the proceedings of the conference	Name of the Conference	National/International	Year of Publication	ISBN/ISSN number of Proceeding	Affiliating Institute at the time of Publication	Name of the Publisher
Pennyam Marvasippu	-	-	-	-	2017	ISBN 978-93-86787-26-2	-	Dr A.Sajitha Begum Pallavi pathipagam, mettur Road, Erode
-	Minnanu Udakangal	Tamil valarchiku Ithalkalin pangu	Tamil valarchiku Ithalkalin pangu	National	22 Sep 2012	978-93-81006-28-3	Sri Krishna Arts & Science, Kanchipuram	Mrs P.Vijaya
-	Kalvettaringar Pulavar S.Rasu	Kalathin Kalvettu Pulavar S.Rasu	Kalathin Kalvettu Pulavar S.Rasu	National	26 Oct 2013	978-93-836320-5-3	CN College, Erode	Mrs P.Vijaya
-	Bharathi in Panmuga Parvai	Bharathi Padaippum Parvaiyum	Bharathi Padaippum Parvaiyum	International	25 May 2014	978-93-81006-98-8	Semmuthaai pathipagam, Chennai	Mrs P.Vijaya
-	Sanga Ilakkiyam	Tamil Ilakiyangal kattum vazhviyal mathipugalum -matrangalum	Tamil Ilakiyangal kattum vazhviyal mathipugalum -matrangalum	National	26 Sep 2014	978-90-85-42-2-1	Kongu Arts & Science, Erode	Mrs P.Vijaya

Criterion III: Research, Innovation & Extension

-	Udakangalil payanpattu Tamil	Payanpattu parvaiyil Thuraithorum Tamil	Payanpattu parvaiyil Thuraithor um Tamil	Inter National	26, 27 Nov 2014	978-93- 84725-73-0	Ethiraj College, Chennai	Mrs P.Vijaya
-	Ilakkiyangali l Payanamsar Uravu Nilakal	Tamil Ilakkiya Pathivugalil uravugal	Tamil Ilakkiya Pathivugali l uravugal	Inter National	20 Aug 2016	978-93-81- 123-53-1	Senthil Nadar College, Veruthunag ar	Mrs P.Vijaya
-	Mannaratchiyil Nirvagaviyal	Tamil Ilakkiyangalil Nirvagaviyal Sinthanaigal	Tamil Ilakkiyang alil Nirvagaviy al Sinthanaig al	Inter National	20, 21 Dec 2016	978-93- 81006-98-6	Bharathiyar University, Kovai	Mrs P.Vijaya
-	Manimegalai Kurum Unavu Aram	Tamil Ilakkiyangalil unavumuraiga lum Virunthompal um	Tamil Ilakkiyang alil unavumura igalum Virunthom palum	Inter National	6 Jan 2017	978-93- 85267-17-8	NGM College, Pollachi	Mrs P.Vijaya
-	Pulavar S.Rasu Avargalin Kodumanal Agazhaivu	Kalathin Kalvettu Pulavar S.Rasu	Kalathin Kalvettu Pulavar S.Rasu	National	26 Oct 2013	978-93- 836320-5-3	CN College, Erode	Mrs P.Thilakavathi
-	Kongunattu Kalvettukalil Samanargalin Ilakkiya Pani	Samana Ilakkiyangal Panmuga paarvai	Samana Ilakkiyang al Panmuga paarvai	National	30, 31 Mar 2015	978-81- 9222-51-6- 6	Annamalai University, Chethampa ram	Mrs P.Thilakavathi
-	Thirumanthir am saiva samaya kotpadugal	Siva Samaya Valarchi il Therumuraiga l	Siva Samaya Valarchi il Therumura igal	Inter National	21 Dec 2013	978-81- 909496-9-9	Thagoor College, Puthuvai	Dr P.Priya



Criterion III: Research, Innovation & Extension

-	Tholkapiyam nuvalum Kalvi Chinthanaikal	Erayiram AanduKaala Tamil Sulalil Kalvi	Erayiram AanduKaal a Tamil Sulalil Kalvi	National	12 Feb 2013	978-93- 81992-60-9	GK College, Seiyaru	Dr A.Sajitha Begum
-	Ilakkana Theranaivil Payanpattu Tamil	Payanpattu parvaiyil Thuraithorum Tamil	Payanpattu parvaiyil Thuraithor um Tamil	Inter National	26, 27 Nov 2014	978-93- 84725-73-0	Ethiraj College, Chennai	Dr A.Sajitha Begum
-	Seviyarivurut huraai Padalgal Pagarum Arasan Pulavan Nalluravu	Tamil Ilakkiyapathiv ugalil Uravugal	Tamil Ilakkiyapat hivugalil Uravugal	Inter National	20 Aug 2016	978-93- 81723-53-1	Senthil Nadar College, Veruthunag ar	Dr A.Sajitha Begum
-	Pandaya tamilarin nirvagaviyal chinthanaigal	Tamilarin nirvagaviyal chinthanaigal	Tamilarin nirvagaviy al chinthanaig al	Inter National	20, 21 Dec 2016	978-93- 81006-98-6	Bharathiyar University, Kovai	Dr A.Sajitha Begum
-	Purananurutr il Tamilarin virunthombal Maanbu	Tamil Ilakkiyangalil unavumuraiga lum Virunthompal um	Tamil Ilakkiyang alil unavumura igalum Virunthom palum	Inter National	6 Jan 2017	978-93- 85267-17-8	NGM College, Pollachi	Dr A.Sajitha Begum
-	Maruthuva Thagavalgalum Vezhippunar vum	Tamil Ilakkiya Valarchiku Ithalgalin Pangu	Tamil Ilakkiya Valarchiku Ithalgalin Pangu	National	22 Sep 2012	978-93- 81006-36-8	Sri Krishna Arts & Science, Kanchipura m	Dr P.Eswari
-	Serupan Attrupadaiyil Vazhviyal seithigal	Pathupattu Pannatu AAivu Karutharanga m	Pathupattu Pannatu AAivu Karutharan gam	Inter National	23 Dec 2012	978-81910- 21-65-3	KonguNad u Arts & Science College, Kovai	Dr P.Eswari
-	Aravindarin Kalvi Sinthanaikal	Erayiram Aandugala tamil sulalil Kalvi	Erayiram Aandugala tamil sulalil Kalvi	National	12 Feb 2013	978-93819- 9260-9	GK College, Seiyaru	Dr P.Eswari

Criterion III: Research, Innovation & Extension

-	Annamar Samy Thala Varalaru	Tamil Ilakkiyangalil ThiruKovil valipadukalum samayamerigalum	Tamil Ilakkiyangalil ThiruKovil valipadukalum samayamerigalum	Inter National	8 Dec 2015	978-819-20-471-88	Vellalar college for women, Erode	Dr P.Eswari
-	Bharathiar Kavithaikalil Penniya Chinthanai	Navina Kootpadugalum Tamil Ilakkiyamum	Navina Kootpadugalum Tamil Ilakkiyamum	Inter National	31 Mar 2016	978-81-9231-86-46	Raja Nandhivaram Arts & Science, Thellaru	Dr P.Eswari
-	Pazhanthamil argalil Arasiyal Niruvagam	Tamilarin nirvagaviyal chinthanaigal	Tamilarin nirvagaviyal chinthanaigal	Inter National	20, 21 Dec 2016	978-93-8100698-6	Bharathiyar University, Kovai	Dr P.Eswari
-	Tamil Ilakkiyangalil Virunthombal	Tamil Ilakkiyangalil unavumuraigalum Virunthompalum	Tamil Ilakkiyangalil unavumuraigalum Virunthompalum	Inter National	6 Jan 2017	978-93-85267-17-8	NGM College, Pollachi	Dr P.Eswari
-	Bharathi in Penniya Parvai	Bharathi in Panmuga Parvai	Bharathi in Panmuga Parvai	Inter National	12 May 2012	978-93-81006-28-3	Semmuthaai pathipagam, Chennai	Dr P.Radhajayalakhmi
-	IthazhKalin Thotramum Valarchiyum	Tamil Ilakkiya Valarchiku Ithalkalin Pangu	Tamil Ilakkiya Valarchiku Ithalkalin Pangu	National	22 Sep 2012	978-93-81006-28-3	Sri Krishna Arts & Science, Kanchipuram	Dr P.Radhajayalakhmi
-	Kurinji Pattil Arathodu Nitral	Pathupattu Pannatu AAivu Karutharangam	Pathupattu Pannatu AAivu Karutharangam	Inter National	23 Dec 2012	978-81-910-216-5-3	KonguNadu Arts & Science College, Kovai	Dr P.Radhajayalakhmi



Criterion III: Research, Innovation & Extension

-	Tamil Samuthayamum Kalviyum	Erayiram AAnduKaala Tamil Sulalil Kalvi	Erayiram AAnduKaa la Tamil Sulalil Kalvi	National	12 Feb 2013	978-93-81992-60-9	GK College, Seiyaru	Dr P.Radha-Jayalakshmi
-	Ma.Po.Che in Tamil Pani	Ma.Po.Che in panmuga Aalumai	Ma.Po.Che in panmuga Aalumai	National	1 Sep 2013	978-93-81992-60-9	Kudieatram Tamil Mandram, Chennai	Dr P.Radha-Jayalakshmi
-	Ettuthogaiil Panpattin vealipadu	Kalanthorum tamarilar Nagarigamum Panpadum	Kalanthorum tamarilar Nagarigamum Panpadum	Inter National	12 Apr 2014	978-8-93-81006-7-1	Thirupathur Arts & Science College, Thirupathur	Dr P.Radha-Jayalakshmi
-	Nattrinaiyil Unavu Muraikalum Virunthombalum	Tamil Ilakkiyangalil unavumuraigalum Virunthompalum	Tamil Ilakkiyangalil unavumuraigalum Virunthompalum	Inter National	6 Jan 2017	978-93-85267-17-8	NGM College, Pollachi	Dr P.Radha-Jayalakshmi
-	Purananutril Vazhviyal Thathuvangal	Tamilarin nirvagaviyal chinthanaigal	Tamilarin nirvagaviyal chinthanaigal	Inter National	20, 21 Dec 2016	978-93-81006-98-6	Bharathiyar University, Kovai	Dr K.Maheswari
-	Pathitru Pathil Virunthombal	Tamil Ilakkiyangalil unavumuraigalum Virunthompalum	Tamil Ilakkiyangalil unavumuraigalum Virunthompalum	Inter National	6 Jan 2017	978-93-85267-17-8	NGM College, Pollachi	Dr K.Maheswari
-	Thenai Kotpattu Adippadaiyil Serapuranam	-	-	-	July 2016	2454-1990	-	Dr A.Sajitha Begum Muthukamalam
-	Sanga Ilakkiyathil Thaaivali samuga kurugal	-	-	-	July 2016	2454-1990	-	Dr A.Sajitha Begum Enam

Criterion III: Research, Innovation & Extension

-	Thara Bharathi Kavithaigal Kattum Samuga Seerthirutha Nokku	-	-	-	Feb 2017	2454-1990	-	Dr P.Eswari Muthukamalam
-	Ettuthogai Aga Ilakkiyangali l Aga - Thodarpugal	-	-	-	Jan 2017	2454-1990	-	Dr P.Radhajayalaks hmi Muthukamalam
-	Kalithogaiyil Kurietu utthi	-	-	-	Feb 2017	2454-1990	-	Dr P.Radhajayalaks hmi Muthukamalam
-	Ezham Porum Vazhvum	-	-	-	Apr 2014	2454-1990	-	Dr K.Maheswari Muthukamalam
-	Ezha Makkalin Porkal Vazhviyal	-	-	-	Sep 2016	2454-1990	-	Dr K.Maheswari Muthukamalam
-	Evolution of new ideas in the Novel “The Home and the World”	Evolution in the field of fiction in Indian Writing in English	-	National	Marc h 2012	978-81- 910472-2-6	Navarasam Arts and Science college for women	A.Harini
-	Psychic Kerfuffle of a married women in “That Long Silence”	Women and Culture The War within and without	-	National	Sep2 014	978-81- 7735-791-2	Navarasam Arts and Science college for women	S.Parveen Sulthana



Criterion III: Research, Innovation & Extension

-	Rukumani-Replica of feministic concern in Kamala Markandaya's "Nectar in a Sieve"	Women and Culture The War within and without	-	National	Sep2014	978-81-7735-791-2	Navarasam Arts and Science college for women	P.Bhuvaneswarai
-	Effects of the cultural conflict in 'Wife' by Bharathiar Mukarjee	Women and Culture The War within and without	-	National	Sep2014	978-81-7735-791-2	Navarasam Arts and Science college for women	S.Charanya
-	Effect of Anti inflammatory and Analgesic activity of bark of Crataeva religiosa	Proceeding UGC Sponsered national conference	The innovative approaches in biological science towards sustainable development	National	2014	—	Vellalar college for women	Dr.P.Gowsalya
-	Evaluation of the Anti-urolithic activity of few selected medicinal plants, Ayurvedic and Allopathic Preparations	Proceeding UGC Sponsered national conference	The innovative approaches in biological science towards sustainable development	National	2014	—	Vellalar college for women	Mrs.K.Chandra Prabha
-	Mobility device security	A Research book on Computer & Communication VOL-2	National conference on Computer and Communication	National	2017	ISBN 978-93-85517-37-2	Sri vasavi college, Erode	P.Rathiga
-	Application	A Research	National	National		ISBN 978-	Sri vasavi	A.Kalaiselvi

Criterion III: Research, Innovation & Extension

	based technical approaches of data mining in Pharmaceuticals and research approaches in Biomedical & Bioinformatics	book on Computer & Communication VOL-2	conference on Computer and Communication		2017	93-85517-37-2	college, Erode	
-	A Computational Dynamic Trust Model For User Authorization	A Research book on Computer & Communication VOL-2	National conference on Computer and Communication	National	2017	ISBN 978-93-85517-37-2	Sri vasavi college, Erode	N.Shanmuga Priya

Total Number of Books and Chapters in edited volumes, books published, and Papers in national/ International conference proceeding during last five years

$$= \frac{\text{Total Number of Teachers}}{113} = 0.43$$

3.4 EXTENSION ACTIVITIES

3.4.1 Extension activities in the neighborhood community in terms of impact and sensitizing students to social issues and holistic development during the last five years

Q1M Upload a description in not more than 500 words mentioning the impact of the activities in sensitizing students to social issues and holistic development

The institution promotes a good rapport with neighborhood community through extension activities and programmes for the betterment of society and to inculcate the social responsibility among the young minds.



**NAVARASAM ARTS AND SCIENCE COLLEGE FOR WOMEN,
ARACHALUR, ERODE(Dt)- 638 101 TAMIL NADU**

➤ **Village Adoption and School Adoption:**

The institution has adopted a neighboring village called Chillangattu Pudur and government elementary school in this village. The management extends financial help, academic programmes and social services. The adopted school students are provided with uniform dress, note books and other assistance.

➤ **Health Centre:**

To promote the health and wellness of the neighborhood community, health centre has been constituted in the institution for the conduction of medical camps and eye camps.

➤ **Awareness Programme:**

Awareness programmes are conducted in relation to anti-tobacco, road safety, right for vote, rainwater harvesting, electricity saving, tree plantation, save tree and save water etc.

➤ **Thirukkural paeravai and Vivekananda Mandram:**

The main objective of the such programme is to develop ethical values of life and holistic development as stated by Swami Vivekananda and Thiruvalluvar.

➤ **Various Club Activities:**

To develop the self-help employment opportunities among the students, various club activities like Tailoring, Cookery, Jewellery making, beautification, painting, toys making, waste management, clean and green etc., are conducted for their future career.

➤ **Literary Association:**

All the departments of the college have their own association to develop the Co-curricular activities and provide a platform to the students to participate in the activities like group discussion, mock interview, elocution contest, essay writing etc.

➤ **National service scheme (NSS):**

NSS extension activities are conducted every year in a particular village for doing social services, cleaning and greening, Health Camp, eye camp, awareness programme and rallies to develop the social services and responsibilities among the students and to understand the community needs.

➤ **Youth Red Cross (YRC):**

It is avenue which enthusiastically pursues a series of activities ranging from social/recreational to community programmes.

➤ **Rotaract club:**

The institution has established a Rotaract club to exchange the ideas of students with the leaders in the community to develop leadership and professional skills.

➤ **Red Ribbon Club (RRC):**

Red Ribbon Club of the college instills charity mind among all the students to extend their help towards developing healthy life styles, donating blood to all the needy people and by promoting the regular voluntary blood donation.

➤ **Navarasam Bazaar:**

Navarasam bazaar is a new avenue for self-help group, nearby community to exhibit their products. The bazaar is a platform where the students can show and sell their products in the college.

➤ **Tree Plantation & Clean and Green Campus:**

The students are encouraged to plant and maintain the trees to reduce pollution and to improve green ambience in nearby villages.

➤ **Yoga and Meditation:**

Yoga and meditation is practiced in the campus to create a calm mind, good concentration, improved communication, better clarity, relaxation and rejuvenation of the mind and body.

➤ **Work for Flood Relief:**

Incessant rain and floods in Chennai during December 2015 have thrown the life of people to a nightmare. The institution also rendered its great service in preparation and distribution of food for the people. By the above extension activities and social responsibilities, students are well trained for the contribution of good citizenship, service orientation and holistic development of students.

3.4.2 Number of awards and recognition received for extension activities from Government /recognised bodies during the last five years

Q_nM Data Requirement:

Name of the activity

Name of the award/ recognition



**NAVARASAM ARTS AND SCIENCE COLLEGE FOR WOMEN,
ARACHALUR, ERODE(Dt)- 638 101 TAMIL NADU**

Criterion III: Research, Innovation & Extension

Name of the awarding government/ recognised bodies

Year of the award

Documents: Upload letter of award

- Best Educational Institutional Award is contributed by “Thiruvaiyur, Tamil Aaya Kalazam”
- Best College Award for offering more concession to students awarded by Bharathiar University, Coimbatore.
- Silver Zone Award by Indian Association for the Blind. – (Two Times)
- Blood Donation Award by a unit of Jana Seva Trust, Salem.
- Best NSS Programme Award in 2012.
- Best Social Service Award
- Best Counsellor Award
- Best Cultural Co-ordinator award – (Two Members)
- Best NSS Volunteers Award

Name of the activity	Name of the Award/recognition	Name of the Awarding government/ recognized bodies	Year of Award
Best Academic Performance	Best Educational Institutional Award	“Thiruvaiyaru Avvai Kotam”, ”Tamil Ayya Kalvi Kalagam”. Thiruvaiyaru.	2001
Concession for Poor Students	Best College Award	”Bharathiar University.Coimbatore.	2008
NSS	Best NSS Programme Award	Navarasam College	2012
Blood Donation Activity	Blood Donation Award	Sivaramji Blood Bank, Salem.	2013
Extension Activity	Best NSS Volunteers Award	Bharathiar University	2013
Empowerment of Visually Challenges	Silver Zone Award	Indian Association for Blind, Madurai.	2014 , 2017

Criterion III: Research, Innovation & Extension

Extension Activity	Best Social Service Award	Navarasam College	2014- 2015
Counseling For Co-ordination	Best Counsellor Award	Navarasam College	2014-2015
Cultural Programme	Best Cultural Co-ordinator Award	Navarasam College	2016-2017

3.4.3 Number of extension and outreach programs conducted in collaboration with industry, community and Non- Government Organisations through NSS/NCC/Red cross/YRC etc., during the last five years

QnM Data Requirement:

Name and number of the extension and outreach programs

Name of the collaborating agency: Non- government, industry, community with contact details

Year of the Activity

Name of the activity	Organising unit/agency/collaborating/agency	Year of the activity	Number of teachers participated in such activities	Number of students participated in such activities
Global Warming Awareness	YRC	2012-2013	10	200
Sanitary Awareness Naturopathy for Health life	NSS	2012-2013	14	360
Legal Awareness Programme	RPC	2012-2013	09	150
Environment Protection Awareness Rally	NSS	2012-2013	14	360
Special Eye Camp	NSS	2012-2013	14	360
Consumer Awareness Programme	NSS	2012-2013	14	360
Mediation Programme	YRC	2013-2014	10	200
Yoga & Mental Health Programme	YRC	2013-2014	10	200
Organic Plantation	NSS	2013-2014	14	280
Voter's list Name Enrolment	NSS	2013-2014	14	360



**NAVARASAM ARTS AND SCIENCE COLLEGE FOR WOMEN,
ARACHALUR, ERODE(Dt)- 638 101 TAMIL NADU**

Criterion III: Research, Innovation & Extension

& Environment Protection & Road Safety Awareness Programme.				
Diabetes Awareness Camp.	NSS	2013-2014	14	340
Free Eye Camp	NSS	2013-2014	14	330
Small Saving Awareness Camp	RPC	2014-2015	09	150
Forest Protection Programme	NSS	2014-2015	14	360
Diabetes Camp	NSS	2014-2015	14	380
Health Awareness Workshop	NSS	2014-2015	14	300
General Medical Camp	NSS	2014-2015	14	320
Eye & Dental Camp	NSS	2014-2015	14	360
“Ever Green India”	YRC	2015-2016	10	200
Natural Food Healthy Life	RCC	2015-2016	09	150
Saving Electricity, Rain water, Road Safety Awareness & Environmental Pollution Rally	NSS	2016-2017	14	290
Cultural Workshop	Fine Arts	2016-2017	05	100

3.4.4 Average percentage of students participating in extension activities with Government Organisations, Non-Government Organisations and programs such as Swachh Bharat, Aids Awareness, Gender Issue, etc. during the last five years

QnM Data Requirement:

Name of the activity
 Name of the scheme
 Year of the activity
 Number of teachers participating in such activities
 Number of students participating in such activities

Name of the activity	Organizing unit/ agency/collaborating agency	Name of the scheme	Year of the activity	Number of teachers participating in such activities	Number of students participating in such activities
Veetenary Camp	NSS	Animal Safety Scheme	2012-2013	10	370
Organic Plantation	NSS	Environmental club	2012-2013	10	370

Criterion III: Research, Innovation & Extension

Free Eye Camp	NSS	Rural health mission	2012-2013	10	370
Organic Plantation	NSS	Environmental club	2013-2014	07	360
Health Awareness Workshop	NSS	Health center	2013-2014	08	360
General Medical Camp	NSS	Health center	2013-2014	10	360
Diabetic Testing & Awareness Camp	NSS	Rural health mission	2014-2015	12	375
Eye & Dental Camp	NSS	Rural health mission	2014-2015	14	375
Health Awareness Programme	NSS	Rural health mission	2014-2015	11	375
Saving Electricity Rain Water Road Awareness Environmental Production Rally	NSS	Rural health mission	2015-2016	10	390
Consumer Awareness Programme	NSS	Consumer club	2015-2016	10	390
Health Awareness Programme	NSS	Health center	2015-2016	10	390
Diabetes Awareness Camp	NSS	Rural health	2016-2017	09	385
Swacch Bharat	NSS	Rural health	2016-2017	10	385
Naturopathy	NSS	Environmental club	2016-2017	07	385

$$\text{Percentage Per Year} = \frac{\text{Number of students participating in such activities}}{\text{Total Number of students}} \times 100$$



**NAVARASAM ARTS AND SCIENCE COLLEGE FOR WOMEN,
ARACHALUR, ERODE(Dt)- 638 101 TAMIL NADU**

$$\begin{array}{lcl} 2012-2013 & = & \frac{370}{400} \quad \times 100 = 92.5 \% \\ 2013-2014 & = & \frac{360}{400} \quad \times 100 = 90 \% \\ 2014-2015 & = & \frac{375}{400} \quad \times 100 = 93.75 \% \\ 2015-2016 & = & \frac{390}{400} \quad \times 100 = 97.5\% \\ 2016-2017 & = & \frac{385}{400} \quad \times 100 = 96.25 \% \end{array}$$

$$\begin{aligned} \text{Average Percentage} &= \frac{\sum \text{Percentage Per Year}}{5} \\ &= \frac{470}{5} \\ &= 94 \% \end{aligned}$$

3.5 COLLABORATIONS

3.5.1 Number of linkages for faculty exchange, student exchange, internship, field trip, on-the-job training, research, etc during the last five years

QnM Data Requirements for last five years:

Title of the linkage

Name of the partnering institution/ industry /research lab with contact details

Year of commencement

Duration (From-To)

Nature of linkage

Criterion III: Research, Innovation & Extension

Documents : Upload letters of partnerships/ linkages

The institution plans, establishes linkages and collaborations with many industries, companies, institutions, local bodies and various organizations in National and International level to enrich and improve the standard of research, consultancy and extension.

The college has already established linkages and collaborations with many companies and various organizations.

Sl. No	Title of the linkage	Name of the Partnering institution/ industry/ research lab with contact details	Year of commencement	Duration (From-To)	Nature of linkage
1.	Placement Training TCS-BPS	TCS International Tech Park, 11 th Floor, Whitefield Road, Bangalore, Karnataka 560066	2014	13.06.14- 18.06.14	Training for job opportunities
2.	Placement Training TCS-BPS	TCS International Tech Park, 11 th Floor, Whitefield Road, Bangalore, Karnataka 560066	2015	15.06.15- 19.06.15	Training for job opportunities
3.	Placement Training TCS-BPS	TCS International Tech Park,	2016	30.05.16- 03.06.16	Training for job opportunities



Criterion III: Research, Innovation & Extension

		11 th Floor, Whitefield Road, Bangalore, Karnataka 560066			
4.	Placement Training TCS-BPS	TCS International Tech Park, 11 th Floor, Whitefield Road, Bangalore, Karnataka 560066	2017	07.06.16- 09.06.16	Training for job opportunities
5.	CBFS	INFOSYS No.350 Hebbal Electronics City, Hootagalli, Mysuru, Karnataka 570027	2014	09.06.14- 19.06.14	Training for job opportunities
6.	CBFS	INFOSYS No.350 Hebbal Electronics City, Hootagalli, Mysuru, Karnataka 570027	2015	15.06.15- 19.06.15	Training for job opportunities
7.	CBFS	INFOSYS No.350 Hebbal Electronics City, Hootagalli, Mysuru, Karnataka 570027	2016	30.05.16- 03.06.16	Training for job opportunities

3.5.2 Number of functional MoUs with institutions of national, international importance, other universities, industries, corporate houses etc. during the last five years (only functional MoUs with ongoing activities to be considered)

QnM Data Requirement:

- Organisation with which MoU is signed
- Name of the institution/ industry/ corporate house
- Year of signing MoU
- Duration
- List the actual activities under each MoU
- Number of students/teachers participated under MoUs

Documents: Upload the copies of MoUs with institution/ industry/ corporate house

- The College has made MOU with EDDISSIA, an industrial company which offers training programme to students.
- Our college Computer science department has a MOU with Avathar Training Institute in software, Internet, work frames and also modernized computer technology.
- English department has established MOU with Shakespeare institute, Chennai for obtaining various facilities to the students of English department for improving communication skill and language.
- The college takes efforts to sign MOU with various corporate and institutions in this year to promote the development of institute.
- The signed MOU'S are regularly renewed for future improvement and enrichment of research projects, consultancy services and extension activities.

Organization with which MoU is signed	Name of the institution/ industry/ corporate house	Year of signing MoU	Duration	List the actual activities under each MoU	Number of students/teachers participated under MoUs



Criterion III: Research, Innovation & Extension

TCS	Navarasam Arts and Science College for Women	2014-2015	Till Date	Training the students for the interview	225/6
Eddissia	Navarasam Arts and Science College for Women	2015-2016	2 years	The company is giving industrial training for increasing the power of small scale industry	100/20
Avatar Network	Navarasam Arts and Science College for Women	2016-2017	2 years	To improve the knowledge of computer network such as hardware configuration and hardware connectivity	50/02
Shakespeare Institute of English Studies	Navarasam Arts and Science College for Women	2012	Till Date	Providing a platform to exhibit students literary and language skills	100/2

CRITERION – IV

INFRASTRUCTURE
& LEARNING
RESOURCES

CRITERION: IV

INFRASTRUCTURE AND LEARNING RESOURCES

4.1 PHYSICAL FACILITIES

4.1.1 The institution has adequate facilities for teaching – learning, viz., classrooms, laboratories, computing equipment, etc.

QIM Upload a description of adequacy of facility for teaching learning as per the minimum specified requirements by statutory bodies.

The institution always decides to provide and enhance the infrastructure facilities for effective teaching and learning. The management of the college keeps in mind the infrastructure and development policies and plan to create the required and adequate infrastructural facilities when there is a need and demand.

The institution has provided with

- Spacious class rooms
- Well furnished and fully equipped staff room
- Network connectivity.
- Free internet lab resources
- Air conditioned laboratories
- Digital library
- Drinking water facilities
- Wi-Fi Connectivity
- Department library
- Hostel
- Transport facility
- Vast play ground area
- Vehicle shed
- Canteen and stationary facilities
- Three generators
- The management Periodically discusses with principal and HODs for the needed infrastructural facilities and enhancement of infrastructure and also provides the required infrastructural facilities for effective teaching and learning.



4.1.2 The institution has adequate facilities for sports, games (indoor, outdoor, gymnasium, yoga centre etc.,) and cultural activities

QIM Upload a description of adequacy of facilities for sports, games and cultural activities which include specification about area/size, year of establishment and user rate.

The institution has all necessary facilities for sports and games.

- A spacious play ground with indoor and outdoor games facilities provided. vast play area with the square feet of 174240. Shuttle, badminton, basketball, volleyball, Kho-Kho and kabadi court are provided.
- Well equipped gymnasium created with help of UGC grand-in aid of Rs.3 lakhs. The gymnasium consists of all required instruments with the buildup area of 798.875 square feet.
- Yoga center has been established in the college for doing yoga every week.
- We have established fine arts club with 3 coordinators. They are conducting cultural activities periodically and our students are participating in cultural competitions with other educational institution. Also we are having adequate facilities like dance dress, make-up things and all other required things for folk dance, Baratham and other western dance.
- Visitor room, store room, rest room, Xerox coping room, vehicle shed, telephone facility, stores for office stationary are available.
- Separate Rooms are allotted for all the 17 club activities and a spacious room for NSS, cultural events, placement cell and Health Centre.
- Auditorium with 2500 seating capacity and a conference hall with 1500 seating capacity with audio visual resources are established for the conduction of cultural programmes, workshops, seminars, conferences, debates, college celebrations, various meetings and inter collegiate meet.

Criterion IV: Infrastructure & Learning Resources

4.1.3 Percentage of classrooms and seminar halls with ICT - enabled facilities such as smart class, LMS, etc.

QnM Data Requirement:

Number of classrooms with LCD facilities
Number of classrooms with Wi-Fi/LAN facilities
Number of seminar halls with ICT facilities

Number of classrooms with LCD facilities	Number of classrooms with Wi-Fi/LAN facilities	Number of seminar halls with ICT facilities
10	83	02

$$\frac{\text{Number of classroom and seminar halls with ICT facilities}}{\text{Total no of classroom and seminar hall in the institution}} \times 100$$

$$= \frac{12}{85} \times 100$$

$$= 14.11 \%$$

4.1.4 Average percentage of budget allocation, excluding salary for infrastructure augmentation during the last five years

QnM Data Requirement:

Budget allocated for infrastructure augmentation
Total expenditure excluding salary
Document: Upload budget estimates and audited utilization statements

Budget allocated for infrastructure augmentation	Budget utilized for infrastructure development	Year of allocation
6,00,00,000	6,92,14,899	2012-2013
8,00,00,000	8,87,18,253	2013-2014
6,50,00,000	6,91,09,952	2014-2015
5,00,00,000	5,27,53,873	2015-2016
5,25,00,000	5,92,83,963	2016-2017



Criterion IV: Infrastructure & Learning Resources

$$\text{Percentage Per Year} = \frac{\text{Budget allocated for infrastructure augmentation excluding salary}}{\text{Total expenditure excluding salary}} \times 100$$

$$\begin{array}{rcl} 2012-2013 & \frac{6,00,00,000}{6,92,14,899} \times 100 & = 86.69 \% \end{array}$$

$$\begin{array}{rcl} 2013-2014 & \frac{8,00,00,000}{8,87,18,253} \times 100 & = 90.17 \% \end{array}$$

$$\begin{array}{rcl} 2014-2015 & \frac{6,50,00,000}{6,91,09,952} \times 100 & = 94 \% \end{array}$$

$$\begin{array}{rcl} 2015-2016 & \frac{5,00,00,000}{5,27,53,873} \times 100 & = 94.78 \% \end{array}$$

$$\begin{array}{rcl} 2016-2017 & \frac{5,25,00,000}{5,92,83,863} \times 100 & = 89 \% \end{array}$$

$$\begin{aligned} \text{Average Percentage} &= \frac{\sum \text{Percentage Per Year}}{5} \\ &= \frac{454.64}{5} \\ &= 90.93 \% \end{aligned}$$

4.2 LIBRARY AS A LEARNING RESOURCE

4.2.1 Library is automated using Integrated Library Management System (ILMS)

QIM Data Requirement for last five years: Upload a description of library with

- Name of the ILMS software
- Nature of automation (fully or partially)
- Version

Library is situated in a separate block with 2800 sq.fts. It has 120 seating capacity. A special place has been allotted in the library for keeping the belongings of students before they enter the reading hall. Library has established conducive atmosphere with provision of tables and chairs for reading with good ventilation for the students. Library has been established with OPAC (Online Public Accessing Catalogue) facility to access the books easily in the rack. Every year library advisory committee is constituted to strengthen its activity. This committee allocates department wise budget for purchase of books, Periodicals and also conducts annual stock verification. The Library also contains book bank scheme. Information center is also constituted along with the library services. The library is fully automated and digitalized. Extension of library building for allotting different sections such as reference, journals, magazines and computerization facility is available. To motivate the students for utilizing the library collection, Internet and online facilities are made in the library. Library provides the e-resources like INFLIBNET, DELNET, IEEE provided with Dolphin Software for library automation and further enrichments.

Name of the software-Dolphin Software

Version-5.0.100

Nature of Automation-Fully Automated.

4.2.2 Collection of rare books, manuscripts, special reports or any other knowledge resource for library enrichment

QIM Data Requirement for last five years:

Provide the description of library enrichment which includes

- Name of the book/ manuscript
- Name of the publisher
- Name of the author
- Number of copies
- Year of publishing



The library has a total number of 29882 books, 80 National journals, 10 International journals, 37 National and International magazines and the subscription for new periodicals, Newspaper, competitive examinations materials, employment news, women's magazines for the enrichment of the students and teachers. The library has the following manuscript.

Name of the book/Manuscript-	Yoga Kalai
Name of the Publisher-	—
Name of the Author-	O.Vey.Srinivas
Number of copies-	05
Year of publishing-	—

The library conducts book exhibition, orientation programmes, research oriented seminars and conferences. Best Library Utilizer Award is given to the Best Library Users among students every year. Every year students are taken to visit the district central book exhibition at V.O.C Park Erode and institutional repository resources are providing for further library enrichments

4.2.3 Does the institution have the following

Q_nM

1. e – journals
2. e-ShodhSindhu
3. Shodhganga membership
4. e-books
5. Databases

Options:

- A. Any 4 of the above
- B. Any 3 of the above
- C. Any 2 of the above
- D. Any 1 of the above
- E. None of the above

Opt One

Data Requirement:

Details of memberships
Details of subscriptions

- 1.E-shodhsindhu-yes/available
- 2.E-shodhaganga-yes/available
- 3.E-books-yes/available
- 4.databases –yes/available

Details of memberships
➤ Inflibnet

Criterion IV: Infrastructure & Learning Resources

- DELNET
- IEEE
- National Digital Library of India.

Details of subscriptions

- **Inflibnet** -ID-INF/N-LIST/2012/2652
- **DELNET**-DELNET/MEM/IM-6504/tnNASCW/2017
- **IEEE**-ID-92170860

Details of Membership	Details of subscription	Name of service subscription	No. of e-resources with full text access	validity period	Usage report from service provided	Whether remote access provide Yes/No
INFLIBNET	ID-INF/N-LIST/2012/2652	Inflibnet-Nlist	All Resources	Financial Year 2017-2018 [01.10.2018]	Well utilized	Yes
DELNET	DELNET/MEM/IM-6504/tnNASCW/2017	DELNET	All Resources	08.01.2018	Well utilized	Yes
IEEE	ID-92170860	IEEE	All Resources	30.04.2017	Well utilized	Yes

4.2.4 Average annual expenditure for purchase of books and journals during the last five years

Q_nM Data Requirement:

Expenditure on the purchase of books

Expenditure on the purchase of journals in i^{th} year

Year of expenditure

Expenditure on the purchase of books	Expenditure on the purchase of journals	Year of expenditure	Budget allocated	Expenditure on subscription to e-journals and other e-resources
476000	63200	2012-2013	500000	31520
290040	63523	2013-2014	500000	32300
234751	65423	2014-2015	500000	37500
71545	65423	2015-2016	500000	17500
120086	65423	2016-2017	500000	22000



Criterion IV: Infrastructure & Learning Resources

$$\frac{15}{5} \times \sum_{i=1}^{15} \text{Exp } d_i$$

$$\frac{1}{5} \times 15,15,414$$

Rs.3,03,082.8

4.2.5 Availability of remote access to e-resources of the library

QnM Data Requirement:

E-resource
Contact person details
Connectivity Bandwidth available

E-resource	Contact person details	Whether remote access Provided?(Yes/No)
BSNL Connection	Dr.C.Kumarasamy Secretary and Correspondent	Yes

4.2.6 Percentage per day usage of library by teachers and students

QnM Data Requirement:

Upload last page of accession register details
Method of computing per day usage of library
Number of users using library through e-access
Number of physical users accessing library

Upload Page Accession details	Last of	Method of computing per day usage of library	No. of users using library through e-access per day	No. of teachers accessing library per day	No. of students accessing library per day.
		Total no of users	348	55 (per day)	850 (per day)
		Total no of strength (using Dolphin software)			

Average Number of students visiting the library = 850 Per day

Average Number of teachers visiting the library = 55 Per day

1. Accession register last Page
2. Computing Per day usage of library by Dolphin software
3. 348 Number of users using library through e-access
4. 905 Number of Physical users accessing library

$$\frac{\text{No.of teachers and students using library per day}}{\text{Total no of teachers and students}} \times 100$$

$$= \frac{905}{2844} \times 100$$

$$= 31.82 \%$$

4.3 IT INFRASTRUCTURE

4.3.1 Institution frequently updates its IT facilities including Wi-Fi

QIM Upload a description of IT facilities including Wi-Fi with date of updation and nature of updation

- All departments of the institution have internet facility and Wi-Fi connectivity inside the campus.
- The institution adopts ICT enabled teaching learning process through LCD and OHP.
- Well equipped English language lab with net facility is established for the benefit of students to develop the fluency and accuracy of their communication Skills.
- Our College has a well equipped centralized net lab for the needs of students and faculty members.
- Computer laboratories consist of advanced softwares like NET, MATLAB, R TOOLS, JAVA etc.
- All the departments, office, Exam cell and library are provided with well equipped internet connections through Wi-Fi.



Criterion IV: Infrastructure & Learning Resources

- Computerized Academic Management Processing Expert System software with the cost of Rs.20,000 has been installed in the college office for office automation.
- Computer lab and net lab Provides other facilities like Typing, Printing, Scanning and CD/DVD writing also.
- Library is equipped with INTERNET, OPAC, INFLIPNET and DELNET services.

4.3.2 Student - Computer ratio

Q_nM Data Requirement:

Number of computers in working condition
Total Number of students

Number of computers in working condition	Total Number of students
645	2731

4.3.3 Available bandwidth of internet connection in the Institution (Leased line)

Q_nM Options:

- A. ≥50 MBPS
- B. 35-50 MBPS
- C. 20-35 MBPS
- D. 5-20 MBPS
- E. <5 MBPS

Opt One

Data Requirement:

Available internet bandwidth

Number of computers with access to internet	Bandwidth of leased line condition	LAN configuration and speed
94	14	100 Mbps

4.3.4 Facilities for e-content development such as Media centre, Recording facility, Lecture Capturing System(LCS)

Q_nM Data Requirement:

- Upload the names of the e-content development facilities
- Links to Media centre, Recording facility

NIL

4.4 MAINTENANCE OF CAMPUS INFRASTRUCTURE

4.4.1 Average expenditure incurred on maintenance of physical facilities and academic support facilities excluding salary component, as a percentage during the last five years

QnM Data Requirement year wise:

Non salary expenditure incurred

Expenditure incurred on maintenance of campus infrastructure

Document: Upload audited statements of accounts

Year	Assigned budget on academic support facilities(excluding salary for human resource)	Expenditure on academic support facilities(excluding salary for human resources)	Assigned budget on physical facilities(excluding salary for human resources)	Expenditure on physical facilities(excluding salary for human resources)
2012-2013	20,25,000	15,06,175	2,00,00,000	2,18,37,317
2013-2014	1,50,00,000	94,63,285	2,25,00,000	2,36,23,364
2014-2015	70,00,000	61,58,945	1,00,00,000	1,30,68,448
2015-2016	12,50,000	9,28,748	1,50,00,000	1,48,52,257
2016-2017	10,00,000	10,72,534	1,25,00,000	1,34,47,737

$$\text{Percentage Per Year} = \frac{\text{Expenditure on maintenance of physical and academic support facilities excluding salary component}}{\text{Total expenditure excluding salary component}} \times 100$$

$$\begin{array}{rcl} 2012-2013 & \frac{2,33,43,492}{6,92,14,899} & \times 100 = 33.7 \% \end{array}$$

$$\begin{array}{rcl} 2013-2014 & \frac{3,30,86,649}{8,87,18,253} & \times 100 = 37.3\% \end{array}$$

$$\begin{array}{rcl} 2014-2015 & \frac{1,92,27,393}{6,91,09,952} & \times 100 = 27.8\% \end{array}$$

$$\begin{array}{rcl} 2015-2016 & \frac{1,57,81,005}{5,27,53,873} & \times 100 = 29.9\% \end{array}$$



$$\frac{2016-2017 \quad 1,45,20,271}{5,92,83,963} \times 100 = 24.5\%$$

$$\text{Average Percentage} = \frac{\sum \text{Percentage Per year}}{5}$$

$$= \frac{153.2}{5}$$

$$5$$

$$= 30.64 \%$$

4.4.2 There are established systems and procedures for maintaining and utilizing physical, academic and support facilities - laboratory, library, sports complex, computers, classrooms etc.

QIM Upload policy details of systems and procedures for maintaining and utilizing physical, academic and support facilities on the webs

- Lab-in-charge maintains equipments and clean lab and other equipments
- Cleaning service is done by appointed non teaching staff and Ayahs. All class rooms, bath rooms and college premises and the infrastructural materials are maintained by the non teaching staff.
- The electricians maintain and upkeep all the electrical instruments and generators and do all other electrical works.
- Sweepers regularly clean the premises and wash all bathrooms daily.
- Stock verification such as electrical lab instrument, library books, stationary, furniture, sport equipments are done once in a year.
- The instruments are calibrated by available electrician, technician and mechanic when it is required.
- Outsource person and instrument supplier are maintaining the instruments and equipments whenever there is requirement.
- The college has installed three generators with 35 KV,185 KV and 80KV to maintain the power supply all the time, Voltage fluctuations are avoided by uninterrupted power supply.

Criterion IV: Infrastructure & Learning Resources

- The voltage and power supply is regularly checked by the appointed electricians.
- The arrangement of battery, backup and inverters protect computer accessories for constant power supply and seven bore wells are available in the college premises for constant and regular water supply.
- The RO water plant is established in the premises to supply mineral and purified drinking water.
- The college library consists of 29,882 books, 80 national, 10 International journals, 37 magazines and 80,000 data e-books. The facility of accessing more than 30,000 journals from INFLIBNET and more than 30,000 journals from DELNET are available.
- Library is maintained by Assistant Librarian and Attenders.
- Sports room, Gym and Play Ground are maintained by Attenders.
- Respective department HOD's, faculty members and their attenders maintain the academic records daily.
- Principal supervises and maintains all academic activities of the institution.



CRITERION – V

STUDENT SUPPORT & PROGRESSION

CRITERION: V

STUDENT SUPPORT AND PROGRESSION

5.1 STUDENT SUPPORT

5.1.1 Average percentage of students benefited by scholarships and freeships provided by the Government during the last five years

QnM Data Requirement:

Name of the scheme SC/ST, Minority, Indira Gandhi, Tamilnadu Education Trust

Number of students benefiting = 2757

Document: Upload sanction letters

$$\text{Percentage Per Year} = \frac{\text{Number of students benefited by scholarship and free ships by government}}{\text{Total Number of students}} \times 100$$

2012-2013	<u>561</u>	X 100	= 16.57 %
	3385		
2013-2014	<u>724</u>	X 100	= 22.52%
	3214		
2014-2015	<u>566</u>	X 100	= 19.14%
	2957		
2015-2016	<u>492</u>	X 100	= 18.52%
	2656		
2016-2017	<u>494</u>	X 100	= 18.08%
	2731		

Average Percentage= $\frac{\sum \text{Percentage Per year}}{5}$

5

= 94.76

5

= 18.95 %

5.1.2 Average percentage of students benefited by scholarships, freeships, etc. provided by the institution besides government schemes during the last five years

QnM Data Requirement:

Name of the scheme with contact information

Number of students benefiting

Document: Upload sanction letters

Year	Name of the scheme	Number of student benefited by government scheme	Number of student benefited by non-government scheme
2012-2013	Above 1000 Marks	—	193
	Economically Poor	—	121
	BU 5 % Poor Quota	—	115
	School First	—	10
	UG % Based Concession	—	269
	Sports Concession	—	30
	Transport Concession	—	65
	Sitaram Jindal	—	05
	Tamil Nadu Educational Trust Sitaram Jindal	14	—
	Minority Welfare Scholarship	32	—
	SC/ST	413	—
	Higher education Hostel Students SC/ST	49	—
	Central Sector Scheme	43	—
	Indra Gandhi Single girl child Scholarship	10	—



Criterion V: Student Support & Progression

2013-2014	Above 1000 Marks	—	224
	Economically Poor	—	82
	BU 5 % Poor Quota	—	123
	School First	—	09
	UG % Based Concession	—	236
	Sports Concession	—	30
	Transport Concession	—	62
	Sitaram Jindal	—	02
	Tamil Nadu Educational Trust	23	—
	Minority Welfare Scholarship	26	—
	SC/ST	533	—
	Higher education Hostel Students SC/ST	58	—
	Central Sector Scheme	62	—
	Indra Gandhi Single girl child Scholarship	22	—
2014-2015	Above 1000 Marks	—	249
	Economically Poor	—	61
	BU 5 % Poor Quota	—	119
	School First	—	09
	UG % Based Concession	—	133
	Sports Concession	—	29
	Transport Concession	—	61
	Sitaram Jindal	—	—
	Tamil Nadu Educational Trust	22	—
	Minority Welfare Scholarship	28	—
	SC/ST	400	—
	Higher education Hostel Students SC/ST	45	—
	Central Sector Scheme	53	—
	Indra Gandhi Single girl child Scholarship	18	—
	Above 1000 Marks	—	256
	Economically Poor	—	90
	BU 5 % Poor Quota	—	77
	School First	—	07
	UG % Based Concession	—	148
	Sports Concession	—	12
	Transport Concession	—	69
	Sitaram Jindal	—	22

Criterion V: Student Support & Progression

2015-2016	Tamil Nadu Educational Trust	05	—
	Minority Welfare Scholarship	34	—
	SC/ST	327	—
	Higher education Hostel Students SC/ST	—	—
	Central Sector Scheme	110	—
	Indra Gandhi Single girl child Scholarship	16	—
2016-2017	Above 1000 Marks	—	260
	Economically Poor	—	128
	BU 5 % Poor Quota	—	68
	School First	—	06
	UG % Based Concession	—	204
	Sports Concession	—	02
	Transport Concession	—	73
	Sitaram Jindal	—	88
	Tamil Nadu Educational Trust	16	—
	Minority Welfare Scholarship	24	—
	SC/ST	306	—
	Higher education Hostel Students SC/ST	—	—
	Central Sector Scheme	148	—
	Indra Gandhi Single girl child Scholarship	—	—

$$\text{Percentage Per Year} = \frac{\text{Number of students benefited by scholarship and free ships besides government}}{\text{Total Number of students}} \times 100$$

$$\begin{aligned} \text{2012-2013} &= \frac{808}{3385} \times 100 = 23.87\% \\ \text{2013-2014} &= \frac{768}{3214} \times 100 = 23.89\% \\ \text{2014-2015} &= \frac{661}{2924} \times 100 = 22.59\% \end{aligned}$$



**NAVARASAM ARTS AND SCIENCE COLLEGE FOR WOMEN,
ARACHALUR, ERODE(Dt)- 638 101 TAMIL NADU**

$$\begin{array}{rclcl}
 & \frac{2957}{2656} & & & \\
 2015-2016 & = \frac{681}{2656} & \times 100 & = & 25.64\% \\
 & \frac{2656}{2731} & & & \\
 2016-2017 & = \frac{892}{2731} & \times 100 & = & 32.66\% \\
 & \frac{2731}{2731} & & &
 \end{array}$$

$$\begin{array}{rcl}
 \text{Average Percentage} & = & \frac{\sum \text{Percentage Per year}}{5} \\
 & & \frac{128.41}{5} \\
 & = & 25.68\%
 \end{array}$$

5.1.3 Number of capability enhancement and development schemes

QnM

1. Guidance for competitive examinations,
2. Career Counseling,
3. Soft skill development,
4. Remedial coaching,
5. Language lab,
6. Bridge courses
7. Yoga and Meditation
8. Personal Counseling

Options:

- A. 7 or more of the above
- B. Any 6 of the above
- C. Any 5 of the above
- D. Any 4 of the above
- E. Any 3 of the above

Opt one

Data Requirement:

- . Name of the capability enhancement scheme
- . Year of implementation
- . Number of students enrolled
- . Name of the agencies involved with contact details

Criterion V: Student Support & Progression

Name of the capability enhancement scheme	Year of implementation	Number of students enrolled	Name of the agencies involved with contact details
Guidance for Competitive Examination	2012-2013	793	Bharathiar Educational Consultancy Kalingarayan Palayam Bus stop, Bhavani Main Road, Tamil Nadu-638301
Career Counseling	2012-2013	650	Shalini, Recuritment Traning and Career Guidance, TCG consultant Coimbatore.
Soft Skill Development	2012-2013	150	MICE, Erode.
Remedial Coaching	2012-2013	432	Faculty Members of Respective Departments
Language Lab	2012-2013	1570	Department of English
Bridge courses	2012-2013	948	Faculty Members of Respective Departments
Yoga and Meditation	2012-2013	75	Department of Tamil.
Guidance for Competitive Examination	2013-2014	552	A C T Education Centre, 839, Brough Road, Erode-638001.
Career Counseling	2013-2014	427	The Global Ties, Saibaba Colony Coimbatore.
Soft Skill Development	2013-2014	130	Mahasivasakthi Educational Consultancy, Chennanaickanur, Elavamalai Post, Erode. Tamil Nadu-638316.
Remedial Coaching	2013-2014	459	Faculty Members of Respective Departments
Language Lab	2013-2014	1419	Department of English
Bridge courses	2013-2014	854	Faculty Members of Respective Departments
Yoga and Meditation	2013-2014	105	Department of Tamil.
Guidance for Competitive Examination	2014-2015	624	Brain Bro Uppilipalayam, Coimbatore.
Career Counseling	2014-2015	583	Smart India Rs Puram, Coimbatore.
Soft Skill Development	2014-2015	184	Edupluz, Erode.
Remedial Coaching	2014-2015	468	Faculty Members of Respective Departments
Language Lab	2014-2015	1217	Department of English
Bridge courses	2014-2015	767	Faculty Members of Respective Departments



Criterion V: Student Support & Progression

Yoga and Meditation	2014-2015	85	Department of Tamil.
Guidance for Competitive Examination	2015-2016	521	Bright star Academy, J P Towers, Erode-638001. 0424-4021296
Career Counseling	2015-2016	239	Dream Oversea Education Kamaraj Street,Erode-638001. 9487792200.
Soft Skill Development	2015-2016	108	Ycleptasi Tech Private Limited chromePET, Chennai, TamilNadu.
Remedial Coaching	2015-2016	310	Faculty Members of Respective Departments
Language Lab	2015-2016	1001	Department of English
Bridge courses	2015-2016	695	Faculty Members of Respective Departments
Yoga and Meditation	2015-2016	95	Department of Tamil.
Guidance for Competitive Examination	2016-2017	489	Glasgow Educational Consultancy, 93, M.G.P Place, Sakthiroad, Erode, TamilNadu-638001. 8973198775
Career Counseling	2016-2017	327	YMINDS Staffing Solutions, State Bank Colony, Junction Main Road, Salem , TamilNadu. 9597448442
Soft Skill Development	2016-2017	105	Smart Training Resources Nungambakkam, Chennai, TamilNadu.
Remedial Coaching	2016-2017	519	Faculty Members of Respective Departments
Language Lab	2016-2017	1031	Department of English
Bridge courses	2016-2017	299	Faculty Members of Respective Departments
Yoga and Meditation	2016-2017	115	Department of Tamil.

Criterion V: Student Support & Progression

5.1.4 Average percentage of students benefited by guidance for competitive examinations and career counseling offered by the institution during the last five years

QnM Data Requirement:

Name of the scheme

Number of students who have passed in the competitive exam

Number of students placed

Year	Name of the scheme	Number of benefited students by guidance for competitive examination	Number of benefited students by career counseling activities	Number of students who have passed in the competitive exam	Number of students placed
2012-2013	TRB Exam	06	42	06	06
2013-2014	TNPSC Exam	01	63	01	01
2014-2015	Placement cell	–	92	–	–
2015-2016	TNUSRB	01	372	01	01
2016-2017	RRB TNUSRB	01 01	324	01 01	02

$$\text{Percentage Per Year} = \frac{\text{Number of students benefited by guidance for competitive examinations and career counseling offered by the institution}}{\text{Total Number of Students}} \times 100$$

2012-2013	<u>48</u>	X 100	= 4.52%	
	1063			
2013-2014	<u>64</u>	X 100	= 5.45%	
	1174			
2014-2015	<u>92</u>	X 100	= 7.69%	
	1195			
2015-2016	<u>373</u>	X 100	= 35.39%	
	1054			



**NAVARASAM ARTS AND SCIENCE COLLEGE FOR WOMEN,
ARACHALUR, ERODE(Dt)- 638 101 TAMIL NADU**

$$\frac{2016-2017 \quad 326}{931} \times 100 = 35.02\%$$

Average Percentage = $\frac{\sum \text{Percentage Per year}}{5}$

$$\frac{= 88.07}{5} = 17.61 \%$$

5.1.5 Average percentage of students benefitted by Vocational Education and Training (VET) during the last five years

Q_mM Data Requirement:

Number enrolled

Number of successfully completed

Year	Number of students attending VET	Total number of students
2012-2013	678	3385
2013-2014	800	3214
2014-2015	799	2957
2015-2016	792	2656
2016-2017	890	2731

$$\text{Percentage Per Year} = \frac{\text{Total Number of Students attending VET}}{\text{Total Number of Students}} \times 100$$

$$\frac{2012-2013 \quad 678}{3385} \times 100 = 20.03\%$$

$$\frac{2013-2014 \quad 800}{3214} \times 100 = 24.89\%$$

$$\frac{2014-2015 \quad 799}{2957} \times 100 = 27.02\%$$

Criterion V: Student Support & Progression

$$\begin{array}{rclcl}
 & 2957 & & & \\
 2015-2016 & \frac{792}{2656} & \times 100 & = & 29.82\% \\
 & 2656 & & & \\
 2016-2017 & \frac{890}{2731} & \times 100 & = & 32.59\%
 \end{array}$$

$$\text{Average Percentage} = \frac{\sum \text{Percentage Per Year}}{5}$$

$$\begin{array}{r}
 5 \\
 = 134.35
 \end{array}$$

$$\begin{array}{r}
 5 \\
 = 26.87 \%
 \end{array}$$

5.1.6 The institution has a transparent mechanism for timely redressal of student grievances including sexual harassment and ragging cases

QnM Documents

Upload the minutes of the meetings of student redressal committee, prevention of sexual harassment committee and anti-ragging committee

YES

Year	No. of. Grievances appealed	No of Grievances redressal	Average time for grievances redressal in number of days
2012-2013	07	07	within 2 days/one week
2013-2014	06	06	within 2 days/one week
2014-2015	06	06	within 2 days/one week
2015-2016	09	09	within 2 days/one week
2016-2017	12	12	within 2 days/one week



**NAVARASAM ARTS AND SCIENCE COLLEGE FOR WOMEN,
ARACHALUR, ERODE(Dt)- 638 101 TAMIL NADU**

5.2 STUDENT PROGRESSION

5.2.1 Average percentage of placement of outgoing students during the last five years

QnM Data Requirement:

Name of the employer with contact details

Number of students placed

Document :Upload annual report of placement cell

Year	Number of students placed	Name of the employer with contact details	Package received	Program graduated from
2012-2013	42	Enrich Academy, Coimbatore. Hicitizen Life Skills, Perundari. Infosys, Bangalore. Infratex, Perundari. RPP Inra Project, Erode.	—	UG and PG
2013-2014	63	Enrich Academy, Coimbatore. Astrick Solutions, Perundari. Mindz Park, Coimbatore. Bannariamman Sugars Ltd. TCS, Chennai.	—	UG and PG
2014-2015	92	B2K Solutions, Erode.	—	UG and PG
2015-2016	372	Enrich Academy, Coimbatore. Hicitizen Life Skills, Perundari. Astrick Solutions, Perundari. Mindz Park, Coimbatore. Infosys, Bangalore. Aditya Export, Erode. Adul Textiles,Erode. The Megestic People Infotce Pvt.Ltd. Bannariamman Sugars Ltd.Agni Steels, Perundari. Infratex, Perundari. Sudhama Group of Companies, Tirupur.	—	UG and PG
2016-2017	324	Hicitizen Life Skills, Perundari. Vestige Technology. Career Max. Susi Staffing Services. Samy Educational Services.IDL Academy, MUA Technology Solutions. Z Plus Technology. IDBI. Eureka Forbs. New Jobs Placement Services.	—	UG and PG

Criterion V: Student Support & Progression

$$\text{Percentage Per Year} = \frac{\text{Number of outgoing Students Placed}}{\text{Total Number of outgoing Students}} \times 100$$

$$\begin{array}{rcl} 2012-2013 & \frac{42}{1063} \times 100 & = 3.95\% \end{array}$$

$$\begin{array}{rcl} 2013-2014 & \frac{63}{1174} \times 100 & = 5.37\% \end{array}$$

$$\begin{array}{rcl} 2014-2015 & \frac{92}{1195} \times 100 & = 7.69\% \end{array}$$

$$\begin{array}{rcl} 2015-2016 & \frac{372}{1054} \times 100 & = 35.29\% \end{array}$$

$$\begin{array}{rcl} 2016-2017 & \frac{324}{931} \times 100 & = 34.80\% \end{array}$$

$$\begin{aligned} \text{Average Percentage} &= \frac{\sum \text{Percentage Per Year}}{5} \\ &= \frac{87.1}{5} \\ &= 17.42\% \end{aligned}$$

5.2.2 Percentage of student progression to higher education (previous graduating batch)

QnM Data Requirement:

Number of students proceeding from

UG to PG:

PG to MPhil:

PG to PhD:

MPhil to PhD:

PhD to Post doctoral:

Document: Upload documents from Student/alumni database



**NAVARASAM ARTS AND SCIENCE COLLEGE FOR WOMEN,
ARACHALUR, ERODE(Dt)- 638 101 TAMIL NADU**

Criterion V: Student Support & Progression

UG to PG:

Year	Number of students enrolling into higher education	Program graduated from	Department graduated from	Name of institution joined	Name of Program admitted to
2012-2013	16	B.A.Tamil	Tamil	Navarasam	M.A.Tamil
	26	B.A.English	English	Navarasam	M.A.English
	65	B.Sc Maths, B.Sc MathsCA	Maths	Navarasam	M.Sc Maths
	16	B.Sc Physics	Physics	Navarasam	M.Sc Physics
	—	B.Sc Chemistry	Chemistry	Navarasam	M.Sc Chemistry
	15	B.Sc Bio Chemistry	Bio Chemistry	Navarasam	M.Sc Bio Chemistry
	24	B.Sc Computer Science	Computer Science	Navarasam	M.Sc Computer Science
	16	B.Sc Information Technology	Information Technology	Navarasam	M.Sc Information Technology
	24	BCA	Computer Applications	Navarasam	MCA
	32	B.Com	Commerce	Navarasam	M.Com
	21	B.com CA	Commerce	Navarasam	M.Com CA
2013-2014	14	B.A.Tamil	Tamil	Navarasam	M.A.Tamil
	34	B.A.English	English	Navarasam	M.A.English
	35	B.Sc Maths, B.Sc MathsCA	Maths	Navarasam	M.Sc Maths
	12	B.Sc Physics	Physics	Navarasam	M.Sc Physics
	04	B.Sc Chemistry	Chemistry	Navarasam	M.Sc Chemistry
	10	B.Sc Bio Chemistry	Bio Chemistry	Navarasam	M.Sc Bio Chemistry
	34	B.Sc Computer Science	Computer Science	Navarasam	M.Sc Computer Science
	19	B.Sc Information Technology	Information Technology	Navarasam	M.Sc Information Technology
	17	BCA	Computer Applications	Navarasam	MCA
	24	B.Com	Commerce	Navarasam	M.Com

Criterion V: Student Support & Progression

	30	B.com CA	Commerce	Navarasam	M.Com CA
2014-2015	05	B.A.Tamil	Tamil	Navarasam	M.A.Tamil
	36	B.A.English	English	Navarasam	M.A.English
	58	B.Sc Maths, B.Sc MathsCA	Maths	Navarasam	M.Sc Maths
	12	B.Sc Physics	Physics	Navarasam	M.Sc Physics
	09	B.Sc Chemistry	Chemistry	Navarasam	M.Sc Chemistry
	—	B.Sc Bio Chemistry	Bio Chemistry	Navarasam	M.Sc Bio Chemistry
	41	B.Sc Computer Science	Computer Science	Navarasam	M.Sc Computer Science
	16	B.Sc Information Technology	Information Technology	Navarasam	M.Sc Information Technology
	24	BCA	Computer Applications	Navarasam	MCA
	26	B.Com	Commerce	Navarasam	M.Com
	25	B.com CA	Commerce	Navarasam	M.Com CA
2015-2016	08	B.A.Tamil	Tamil	Navarasam	M.A.Tamil
	17	B.A.English	English	Navarasam	M.A.English
	52	B.Sc Maths, B.Sc MathsCA	Maths	Navarasam	M.Sc Maths
	18	B.Sc Physics	Physics	Navarasam	M.Sc Physics
	13	B.Sc Chemistry	Chemistry	Navarasam	M.Sc Chemistry
	14	B.Sc Bio Chemistry	Bio Chemistry	Navarasam	M.Sc Bio Chemistry
	54	B.Sc Computer Science	Computer Science	Navarasam	M.Sc Computer Science
	15	B.Sc Information Technology	Information Technology	Navarasam	M.Sc Information Technology
	—	BCA	Computer Applications	Navarasam	MCA
	31	B.Com	Commerce	Navarasam	M.Com
	23	B.com CA	Commerce	Navarasam	M.Com CA



Criterion V: Student Support & Progression

2016-2017	09	B.A.Tamil	Tamil	Navarasam	M.A.Tamil
	13	B.A.English	English	Navarasam	M.A.English
	60	B.Sc Maths, B.Sc MathsCA	Maths	Navarasam	M.Sc Maths
	13	B.Sc Physics	Physics	Navarasam	M.Sc Physics
	08	B.Sc Chemistry	Chemistry	Navarasam	M.Sc Chemistry
	09	B.Sc Bio Chemistry	Bio Chemistry	Navarasam	M.Sc Bio Chemistry
	41	B.Sc Computer Science	Computer Science	Navarasam	M.Sc Computer Science
	17	B.Sc Information Technology	Information Technology	Navarasam	M.Sc Information Technology
	22	BCA	Computer Applications	Navarasam	MCA
	29	B.Com	Commerce	Navarasam	M.Com
	28	B.com CA	Commerce	Navarasam	M.Com CA

PG TO M.PHIL:

Year	Number of students enrolling into higher education	Program graduated from	Department graduated from	Name of institution joined	Name of Program admitted to
2012-2013	—	M.A.Tamil	Tamil	Navarasam	M.Phil Tamil
	11	M.A.English	English	Navarasam	M.Phil English
	16	M.Sc Maths	Maths	Navarasam	M.Phil Maths
	—	M.Sc Physics	Physics	Navarasam	M.Phil Physics
	01	M.Sc Bio Chemistry	Bio Chemistry	Navarasam	M.Phil Bio Chemistry
	15	M.Sc Computer Science,M.Sc Information Technology,MCA	Computer Science	Navarasam	M.Phil Computer Science
	21	M.Com M.Com (CA)	Commerce	Navarasam	M.Phil Commerce
	06	M.A.Tamil	Tamil	Navarasam	M.Phil Tamil
	11	M.A.English	English	Navarasam	M.Phil English

Criterion V: Student Support & Progression

2013-2014	07	M.Sc Maths	Maths	Navarasam	M.Phil Maths
	—	M.Sc Physics	Physics	Navarasam	M.Phil Physics
	01	M.Sc Bio Chemistry	Bio Chemistry	Navarasam	M.Phil Bio Chemistry
	09	M.Sc Computer Science, M.Sc Information Technology, MCA	Computer Science	Navarasam	M.Phil Computer Science
	28	M.Com M.Com (CA)	Commerce	Navarasam	M.Phil Commerce
2014-2015	05	M.A. Tamil	Tamil	Navarasam	M.Phil Tamil
	05	M.A. English	English	Navarasam	M.Phil English
	13	M.Sc Maths	Maths	Navarasam	M.Phil Maths
	—	M.Sc Physics	Physics	Navarasam	M.Phil Physics
	—	M.Sc Bio Chemistry	Bio Chemistry	Navarasam	M.Phil Bio Chemistry
	07	M.Sc Computer Science, M.Sc Information Technology, MCA	Computer Science	Navarasam	M.Phil Computer Science
	19	M.Com M.Com (CA)	Commerce	Navarasam	M.Phil Commerce
	07	M.A. Tamil	Tamil	Navarasam	M.Phil Tamil
	10	M.A. English	English	Navarasam	M.Phil English
	10	M.Sc Maths	Maths	Navarasam	M.Phil Maths
2015-2016	—	M.Sc Physics	Physics	Navarasam	M.Phil Physics
	05	M.Sc Bio Chemistry	Bio Chemistry	Navarasam	M.Phil Bio Chemistry
	10	M.Sc Computer Science, M.Sc Information Technology, MCA	Computer Science	Navarasam	M.Phil Computer Science
	12	M.Com M.Com (CA)	Commerce	Navarasam	M.Phil Commerce
	07	M.A. Tamil	Tamil	Navarasam	M.Phil Tamil
	10	M.A. English	English	Navarasam	M.Phil English
	10	M.Sc Maths	Maths	Navarasam	M.Phil Maths
	—	M.Sc Physics	Physics	Navarasam	M.Phil Physics



Criterion V: Student Support & Progression

	05	M.Sc Bio Chemistry	Bio Chemistry	Navarasam	M.Phil Bio Chemistry
	10	M.Sc Computer Science, M.Sc Information Technology, MCA	Computer Science	Navarasam	M.Phil Computer Science
	12	M.Com M.Com (CA)	Commerce	Navarasam	M.Phil Commerce
	05	M.A. Tamil	Tamil	Navarasam	M.Phil Tamil
2016-2017	—	M.A. English	English	Navarasam	M.Phil English
	15	M.Sc Maths	Maths	Navarasam	M.Phil Maths
	—	M.Sc Physics	Physics	Navarasam	M.Phil Physics
	—	M.Sc Bio Chemistry	Bio Chemistry	Navarasam	M.Phil Bio Chemistry
	09	M.Sc Computer Science, M.Sc Information Technology, MCA	Computer Science	Navarasam	M.Phil Computer Science
	16	M.Com M.Com (CA)	Commerce	Navarasam	M.Phil Commerce

M.PHIL TO PH.D

Year	Number of students enrolling into higher education	Program graduated from	Department graduated from	Name of institution joined	Name of Program admitted to
2012-2013	01	M.Phil Tamil	Tamil	Navarasam	Ph.D Tamil
	01	M.Phil Commerce	Commerce	Navarasam	Ph.D Commerce
2013-2014	—	M.Phil Tamil	Tamil	Navarasam	Ph.D Tamil
	—	M.Phil Commerce	Commerce	Navarasam	Ph.D Commerce
2014-2015	—	M.Phil Tamil	Tamil	Navarasam	Ph.D Tamil
	—	M.Phil Commerce	Commerce	Navarasam	Ph.D Commerce
2015-2016	03	M.Phil Tamil	Tamil	Navarasam	Ph.D Tamil
	—	M.Phil Commerce	Commerce	Navarasam	Ph.D Commerce
2016-2017	—	M.Phil Tamil	Tamil	Navarasam	Ph.D Tamil
	—	M.Phil Commerce	Commerce	Navarasam	Ph.D Commerce

$$\begin{aligned}
 & \frac{\text{Number of outgoing Students Progressing to higher education}}{\text{Total Number of final year students}} \times 100 \\
 &= \frac{1479}{5417} \times 100 \\
 &= 27.30 \%
 \end{aligned}$$

5.2.3 Average percentage of students qualifying in state/ national/ international level examinations during the last five years

QnM (eg: NET/SLET/GATE/GMAT/CAT/ GRE/TOEFL/Civil Services/State government examinations)

Data Requirement:

Number of students selected to

NET

SLET

GATE

GMAT

CAT

GRE

TOEFL

Civil Services

State government examinations

Document: Upload document from Student/alumni database

NIL

Year	No. of Students selected/qualifying								
	NET	SET	GATE	GMAT	CAT	GRE	TOFEL	Civil Services	State government examinations
2012-2013	—	—	—	—	—	—	—	—	06
2013-2014	—	—	—	—	—	—	—	—	01



Criterion V: Student Support & Progression

2014-2015	—	—	—	—	—	—	—	—	—
2015-2016	—	—	—	—	—	—	—	—	01
2016-2017	—	—	—	—	—	—	—	—	02

Number of students qualifying in state, national, international level exams

X 100

Total number of students who have appeared for these exams

$$\frac{6}{250} \times 100 = 2.4 \%$$

$$\frac{1}{152} \times 100 = 0.65 \%$$

2014-2015 NIL

$$\frac{1}{22} \times 100 = 4.5 \%$$

$$\frac{2}{50} \times 100 = 4\%$$

Average Percentage = $\frac{\sum \text{Percentage per Year}}{5}$

5

$$= \frac{11.55}{5}$$

$$= 2.31 \%$$

5.3 STUDENT PARTICIPATION AND ACTIVITIES

5.3.1 Number of awards/medals for outstanding performance in sports/cultural activities at national/international level (award for a team event should be counted as one) during the last five years

QnM Data Requirement:

Name of the award/ medal
National/ International
Sports/ Cultural

Document: Upload award letters and certificates

Criterion V: Student Support & Progression

Year	Name of the award/ medal	Sports		Cultural		AADHAR /Student ID number	Name of the student
		Natio nal	Internati onal	Nati onal	Internatio nal		
2012-2013	Form-3 Participation in South Zone Inter University Hockey(w) Tournament	2	---	---	---		M.Kowsalya G.Rajeswari
	Form-3 Participation in South Zone Inter University Kho-Kho(w) Tournament	1					C.Vimaladevi
2013-2014	Form-3 Participation in South Zone Inter University Hockey(w) Tournament	3	—	—	—		S.Geetha G.Punitha K.Sasikala
	Form-3 Participation in South Zone Inter University Kho-Kho(w) Tournament	1					G.Rajeswari
	Winner in Tamilnadu 62 nd South Zone Kabaddi Champion Ship	1					R.Mohana



Criterion V: Student Support & Progression

2014-2015	Form-3 Runner in South Zone Inter University Hockey(w) Tournament and All India Inter University Hockey(w) Tournament	4	—	—	—		S.Geetha K.Sasikala G.Punitha S.Gayathri
	Form-2 Certificate in National level Kabaddi Champion Ship	1					R.Mohana
	Third Place in All India Inter University Kabaddi (W) Tournament	3					R.Mohana S.Sangeetha S.Jayamani
	Runner in South India level Inter Collegiate Kabaddi Tournament	10					V.Lalitha A.IndhraKumari R.Mohana S.Nithya S.Sangeetha S.Sowmiya S.Pooranimadevi M.Sangeetha S.Jayamani T.DhivyaShree
	Participation in 62 nd Senoir National Kabaddi Champion Ship	1					R.Mohana

Criterion V: Student Support & Progression

2015-2016	Form-3 Participation in South Zone Inter University Hockey(w) Tournament	6	—	—	—		S.Gayathri V.Mythili S.Geetha G.Punitha K.Sasikala S.Sasikala
	Runner in South Zone Inter University Kabaddi (W) Tournament	4					S.Sangeetha R.Mohana A.IndraKumari S.Jayamani
	Winners in All India Inter University Kabaddi Tournament	4					S.Sangeetha R.Mohana A.IndraKumari S.Jayamani
2016-2017	—	—	—	—	—	—	—

5.3.2 Presence of an active Student Council & representation of students on academic & administrative bodies/committees of the institution

Q1M Upload a description in not more than 500 words on Student Council activity and students' role in academic & administrative bodies.

The office bearers of the college union council for students are selected unanimously by HOD, staff and students every year.

The college student's council consists of

- | | | |
|--------------------------|---|--------|
| 1. President | - | III UG |
| 2. Secretary | - | III UG |
| 3. Treasurer | - | III UG |
| 4. Vice President(2) | - | III UG |
| 5. Joint secretary | - | III UG |
| 6. Assistant secretary | - | II UG |
| 7. PG representative (2) | - | II PG |



**NAVARASAM ARTS AND SCIENCE COLLEGE FOR WOMEN,
ARACHALUR, ERODE(Dt)- 638 101 TAMIL NADU**

8. 2 secretaries for various extracurricular activities.(Fine Arts, Sports, Science)
9. Representative for Placement, Library, Service, Thirukkural peravai and Vivekanandar Mandram.
 - The office bearers gather grievances and requirements from students and they represent to Principal and Management to solve the problems and redress the grievance of students.
 - Student council organizes various programmes inside the campus, Teachers Day, Women's day, Inaugural, Valedictory function, National day, State festivals, enthusiastic services on Annual day and sports day and pongal vizha.
 - Assembly committee and class representatives are also unanimously selected.
 - The student council collects the fund from all students for the expenses to be incurred.
 - Students represent in various academic and administrative bodies and in various associations in the college. Students participate in the following committee and association.
 1. Tamil Literary association
 2. English Literary association
 3. Sports committee
 4. Science Club
 5. Placement cell
 6. Self-help activities
 7. Fine Arts club
 8. College magazine committee
 9. Hostel committee
 10. Assembly committee
 11. Function convening committee
 12. IQAC
 13. Quiz club
 14. Health centre
 15. Thirukkural peravai
 16. Vivekanandar mandram
 - Students are encouraged to participate in social responsible activities like NSS, YRC, RRC and Rotaract club.
 - Members in Clean and green committee, Waste management, rally and awareness programme.

5.3.3 Average number of sports and cultural activities / competitions organised at the institution level per year

QnM Data Requirement for last five years:

Name of the Activity

Cultural:

Year	Name of the activity	No. of Participation
2012-2013	Dance, Poetry	25
2013-2014	Dance, Drama	30
2014-2015	Dance, Music	40
2015-2016	Dance, Poetry	45
2016-2017	Dance, Drama	50

Sports:

Year	Name of the activity	No. of Participation
2012-2013	Kabaddi, Throwball	108
2013-2014	Carom, Kho-Kho	146
2014-2015	Long Jump, Chess	134
2015-2016	Cricket, Javelin Throw	78
2016-2017	Short Put, Volley Ball	117

Number of such activities organised by the institution during the last five years

5

20

5

= 04

5.4 ALUMNI ENGAGEMENT

5.4.1 The Alumni Association/Chapters (registered and functional)contributes significantly to the development of the institution through financial and non financial means during the last five years

QnM Upload a description of alumni association contribution to the institution in not more than 500 words

The College has established Alumni association since its beginning in the year 1997.

- Alumni association meetings with management and staff are periodically conducted in the college and it is functioning effectively.



**NAVARASAM ARTS AND SCIENCE COLLEGE FOR WOMEN,
ARACHALUR, ERODE(Dt)- 638 101 TAMIL NADU**

- Eminent, Higher position, Experts and talented alumni are invited to college to deliver lectures and motivate students and provide counseling for the achieving career opportunities.
- Alumni discuss with stake holders on various matters and academic performance and obtain feedback from alumni.
- On the basis of feedback obtained from alumni, the college modifies and updates all the academic performance and all other programmes.
- The financial assistance is contributed for the welfare of students such as monetary benefits for paying fees to poor students and gifts for talented students and achievers.
- Books are donated for library and the required infrastructural facilities are also provided.
- Alumni come forward to conduct campus interviews from corporate sectors, IT companies and other organizations for providing job opportunities.
- The Alumni association has donated a vehicle parking shed in the past year.
- The Alumni of well qualified, talented and software academicians motivate the faculty for the innovative and modernized computer technical methods utilizing ICT tools with LCD projectors in Teaching learning process.

The present Alumni association contains the following office bearers:

S.No	Name of the Alumni	Designation	Working Place & Qualification
1.	Mrs.L.Prabha	President	Assistant Professor in Commerce PSGR Krishnammal College of Arts and Science, Coimbatore.
2.	Mrs.P.Bhuvaneswari	Secretary	Tupperware manager, Tiruppur
3.	Dr.P.Nallasivam	Joint Secretary	Assistant Professor in Management Senunthar Arts and Science College, Tiruchengode.
4.	Dr.G.Samundeeswari	Treasurer	Assistant Professor in Commerce Bharathiar University Constituent College, Sivagiri.
5.	Mrs.E.Poorani	Assistant Treasurer	Assistant Professor in Biotech, Vivekanadha College of Arts & Science. Thirugencode.

Criterion V: Student Support & Progression

6.	Mrs.M.Santhoshmani	Executive Member	Assistant Professor in Computer Science, Nandha Arts & Science College, Erode.
7.	Mrs.P.Seethalakshmi	Executive Member	---
8.	Mrs.Jamunapriya	Executive Member	---
9.	Mrs.Parimala	Executive Member	---
10.	Mrs.Arunadevi	Executive Member	---
11.	Mr.T.Gunasekaran	Executive Member	---
12.	Mr.Muthukumar	Executive Member	---
13.	Mr.Ramesh	Executive Member	---
14.	Mrs.Devi	Executive Member	---
15.	Mrs.Karthika	Executive Member	---
16.	Mrs.Rajeswari	Executive Member	---

✓ **Financial support rendered by the Alumni for the past 5 years:**

Year	Particulars and Finance help offered	Amount Rs.	Students Beneficiaries
2012-13	Rank Holders ,Gold Medalist	21,700	41
2013-14	Poor Students	40,000	40
2014-15	Gold Medalist Rank Holders	41,600	62
2015-16	Book issued to library	30,000	-
	Total	1,33,300	143

5.4.2 Alumni contribution during the last five years

QnM Options:

- A. ≥ 5 Lakhs
- B. 4 Lakhs - 5 Lakhs
- C. 3 Lakhs - 4 Lakhs
- D. 1 Lakh - 3 Lakhs
- E. <1 Lakh

Opt One

Data Requirement:

- Name of the alumnus/ alumni association
- Quantum of contribution



**NAVARASAM ARTS AND SCIENCE COLLEGE FOR WOMEN,
ARACHALUR, ERODE(Dt)- 638 101 TAMIL NADU**

Criterion V: Student Support & Progression

Documents:

Upload

Annual audited statements of accounts

Alumni association audited statements

Name of the alumnus/ alumni association	AADHAR / PAN	Year of graduation	Year of contribution	Quantum of contribution
Alumni Association of Navarasam Arts and Science College For Women	—	2012-2013	2012-2013	84,200
Alumni Association of Navarasam Arts and Science College For Women	—	2013-2014	2013-2014	90,500
Alumni Association of Navarasam Arts and Science College For Women	—	2014-2015	2014-2015	1,06,200
Alumni Association of Navarasam Arts and Science College For Women	—	2015-2016	2015-2016	1,04,900
Alumni Association of Navarasam Arts and Science College For Women	—	2016-2017	2016-2017	80,200

5.4.3 Number of Alumni Association /Chapters meetings held during the last five years

Q_nM Data Requirement:

Number of alumni association meetings

Dates of meetings

Year	Number of alumni association meetings	Dates of meetings	No. of members attended	Total no of alumni enrolled
2012-2013	1	26.02.2012	278	842
2013-2014	2	25.10.2013 08.03.2014	369	905
2014-2015	1	13.12.2014	485	1062
2015-2016	2	20.06.2015 11.10.2015	622	1049
2016-2017	1	23.04.2017	488	802

CRITERION – VI

GOVERNANCE, LEADERSHIP & MANAGEMENT

CRITERION: VI

GOVERNANCE, LEADERSHIP AND MANAGEMENT

6.1 Institutional Vision and Leadership

6.1.1 The governance of the institution is reflective of an effective leadership in tune with the vision and mission of the Institution

QIM Upload the vision and mission statement of the institution and describe in not more than 500 words on the nature of governance, perspective plans and participation of the teachers in the decision making bodies

VISION

Promoting rural women empowerment and elevating the community.

MISSION

- ❖ To develop potential academic excellence and quality education.
 - ❖ To create and promote career opportunities for students.
 - ❖ To inculcate awareness and self reliance among rural and weaker sections.
 - ❖ To promote cultural and spiritual Enrichment and create socially responsible citizens.
 - ❖ To provide livelihood atmosphere with modern technological infrastructure.
- The institution has completed 23 years with success in higher education by promoting rural women betterment and empowerment.
 - The institution encourages and involves on the enrollment of students especially the first generation women learner from rural village and under privileged sections of the society to acquire valuable higher education.
 - Fully equipped infrastructure facilities, choice based credit, core – non core academic programmes, valuable UG, PG, courses, M.Phil and Ph.D programmes and transport facilities are reflected by good number of students from local and rural areas to enter and get of college education.

Criterion VI: Governance, Leadership & Management

- 13 UGC value add on courses with free facilities are offered.
- CPP centre has been established in the college premises and CPP courses facilitate to get twinning / dual degree for regular course students simultaneously.
- 17 club activities are conducted regularly for availing self-help employment on various fields.
- Various co curricular and extracurricular activities are organized to enrich the special talent of students and to extend the community service and involve the students in social issues.
- An innovative teaching and learning process with ICT, computer aided LCD projector facilities are provided.
- Well scheduled compulsory internet lab facilities. A separate digitalized internet lab and library with more books, magazines and journals, INFLIBNET, DELNET resources.
- Spacious class rooms well equipped computer and other department laboratories are available.
- English language lab, communication skill centre, conference hall and Auditorium are provided to students. Outreach programmes are organized to support students to face multi-farious problems. Entrepreneurial cell is created by commerce and economics departments to develop Entrepreneurial skills and other activities to empower the students. All self-help club activities are organized to face the challenges of the competitiveness and extend service to the society.
- Students are motivated to pursue the research activities providing incentives in all research projects.
- Certificate courses are created by all departments of the college to equip the students for multiple career projects.
- IQAC has been established by the college for enhancement of quality, quality encouragement and quality sustenance in all areas of the institution.
- Various facilities are provided for the student's welfare and progression.



- Remedial and Arrear classes for slow learners and arrear students are conducted for their academic improvement.
- Learning capacity and talent is strengthened for advanced learners.
- Efforts are taken to minimize failures and drop outs.
- Maintaining social and better relationship among students and staff.
- Progress to higher education and good results in all exams are obtained.
- Many gold medals and rank holders are produced.
- Concession in fees for economically poor students.
- Scholarship for various categories of students such as physically handicapped and merit students, Academic excellence, gold medals and rank holders, cultural and sports excellence.
- All the above constituents of the mission of the college categorically materialize the vision of the college promoting the empowerment of rural women through quality education.

6.1.2 The institution practices decentralization and participative management

QIM Upload a case study showing practicing decentralization and participative management in the institution in not more than 500 words.

- The college delegates authority and provides operational autonomy in all areas of academic performance, decision taking and implementation of plans and policies in curricular programmes.
- The Principal provides freedom to departments, librarian, and college office, various curricular committees, college club, and hostel and students council.
- The Principal permits the HODs and staff members in performing freely in the academic activities and administrative programmes such as departmental activities, allotment of workload, various academic committee programmes, association and club activities, conducting departmental test, teaching and learning process and evaluation regularly.
- The college provides autonomy to organize competition, guest lecture, seminars, conferences, workshop, and faculty development programmes by inviting external experts and resource persons.
- Also gives autonomy in organizing and participating intercollegiate competitions and to plan budget for activities of associations and club.

Criterion VI: Governance, Leadership & Management

- The HODs of the department perform the academic programmes with coordination and support of faculty members and student representatives.
- The departments decide the requirements for whole academic year like equipments, books and infrastructural facilities.
- Placement officer freely conducts training and coaching programmes for job opportunities and invite the experts and resource persons for placement interview.
- Staff members are entrusted as coordinators for various associations and clubs and given autonomy to activate the club activities, curricular and co- curricular programmes.

The college promotes participative management. The participative management consists of President, Secretary, Treasurer and members of the college committee, the Principal, Vice principal, HODs of departments, teaching and non teaching staff members, students' council, office bearers, class representatives and members of academic council.

6.2Strategy Development and Deployment

6.2.1 Perspective/Strategic plan and deployment documents are available in the institution

QIM Upload one example of activity successfully implemented based on the strategic plan in not more than 500 words

Document:

Upload Strategic Plan and deployment documents

- Yes, the institution has a formally stated quality policy. The quality policy of the college is reflected in vision and mission of the college.
- The college continuously strives hard for assuring quality in all activities and encourages to improve and uplift women students through quality education. It is driven by offering financial support to students, creating more infrastructural facilities, introducing innovative teaching and learning resources with LCD, ICT tool and personality development, department evaluation. Internal academic audit committee conducts regular audit in department for the evaluation of academic activities for quality assurances.
- The academic programmes, co-curricular, extra-curricular activities,



**NAVARASAM ARTS AND SCIENCE COLLEGE FOR WOMEN,
ARACHALUR, ERODE(Dt)- 638 101 TAMIL NADU**

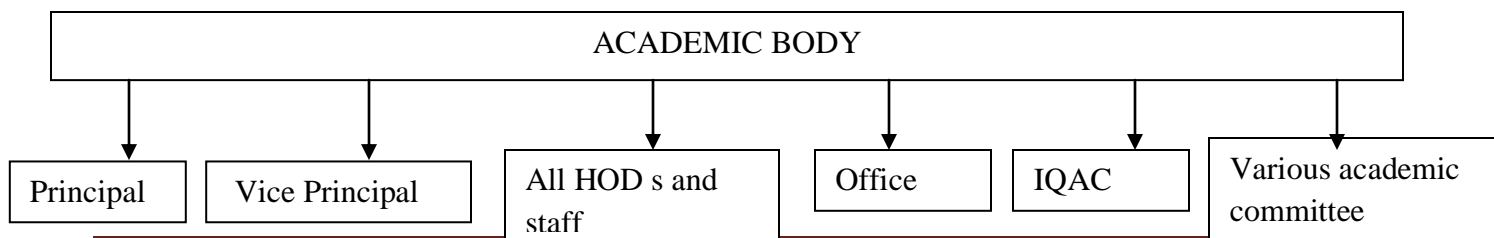
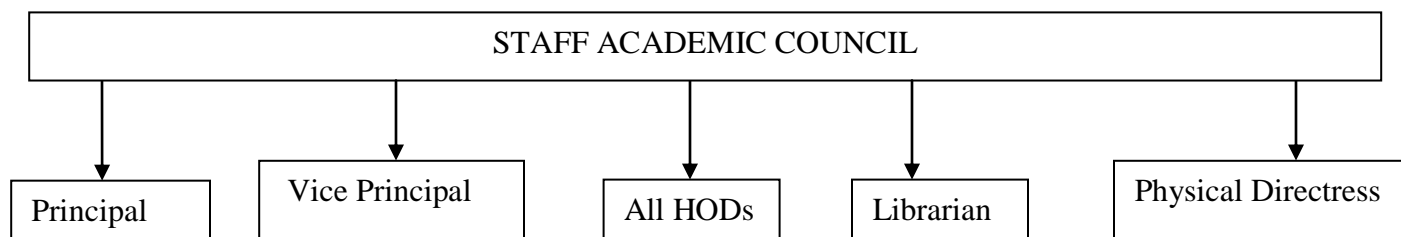
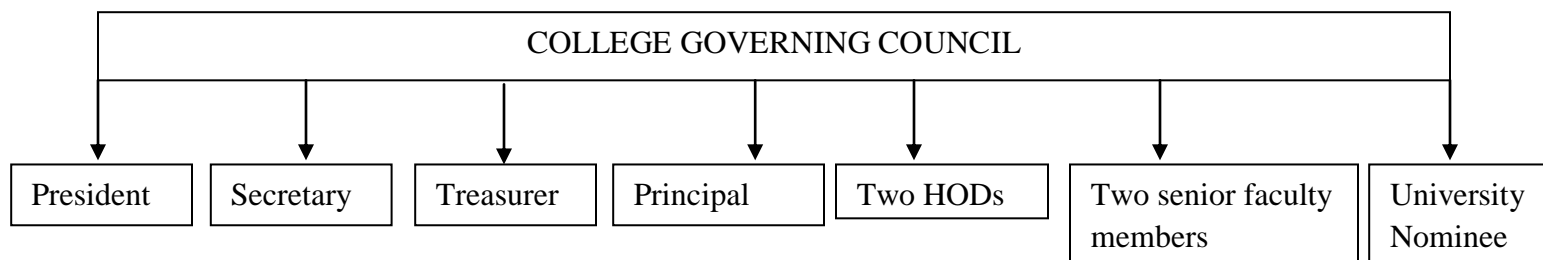
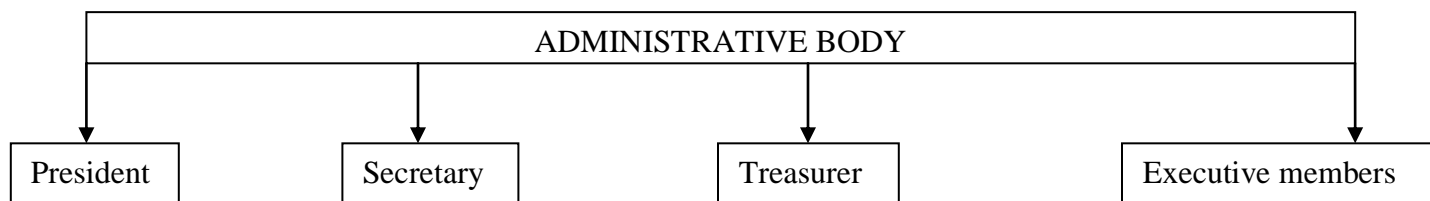
competitions, sports and athletes, NSS, YRC and RRC deploy in quality policies.

- The institution motivates for better planning, implementing and enhancing the quality in all academic and administrative activities.
- The institution constantly and continuously review the academic performance, semester exam results, pass percentage, gold medalists, rank holders and talented eminent students in achieving through curricular, co curricular, extracurricular activities, competitions, social service and extension activities, career guidance and placement cell. The responsibility of developing and monitoring of quality assurance is entrusted to the Internal Quality Assurance Cell (IQAC) of the college which maintains quality sustenance in the academic, administrative and other activities. The college has perspective plan for development.
- The institution has created meaningful, remarkable plans and policies to achieve the goal and mission of the college. Efforts are made to afford and fulfill the need of requirements as per present modern trends, suitable and necessary changes in infrastructural facilities. Academic excellence and future prospects through career guidance cell and self-help achievement, significant and rightful decisions are taken to include the plans for development.

Criterion VI: Governance, Leadership & Management

6.2.2 Organizational structure of the Institution including governing body, administrative setup, and functions of various bodies, service rules, procedures, recruitment, promotional policies as well as grievance redressal mechanism

QIM Upload the organogram of the Institution



- The administrative body takes decision and plan for all academic and administrative activities with the coordination of the principal, Vice principal, HODs and staff for the whole academic year. The governing council decides all the development activities of the college, introduction of new academic programmes, taking policy decision and faculty recruitment.
- The staff academic council is responsible for academic matters, framing academic programmes, policy approval, courses and time allotment to staff, scheme of examination, unit test and rules and regulations for conducting exam and evaluation.
- Members participate in decision making process, giving counseling to students and analyzing feedback mechanism. The IQAC with Principal as chairperson is responsible for quality enhancement, quality sustenance in all academic activities and propose recommendations for educational services in academic and administration for further extension.
- The college has established student grievances redressal cell comprising a four senior staff of various departments.
- The cell meets and interacts with students regularly.
- Students are asked to come to cell and represent their personal, professional and academic grievances freely and frankly.
- Grievances of students such as academic performance, infrastructure, laboratories, library requirements, transportations, health, hostel flexibility, water supply, teaching learning process, programmes for slow learners, for arrear students, games, curricular and extra- curricular activities and other personal grievances are represented to redressal cell by students. The Grievances redressal cell takes action to redress the grievances represented by the students immediately and effectively.
- A suggestion box is also installed in the campus to put letters of grievances.

6.2.3 Implementation of e-governance in areas of operation

QnM

1. Planning and Development
2. Administration
3. Finance and Accounts
4. Student Admission and Support
5. Examination

Options:

- A. All 5 of the above
- B. Any 4 of the above
- C. Any 3 of the above
- D. Any 2 of the above
- E. Any 1 of the above

Opt one

Data Requirement:

- . Areas of e-governance
- . Planning and Development
- . Administration
- . Finance and Accounts
- . Student Admission and Support
- . Examination
- . Name of the Vendor with contact details
- . Year of implementation

Documents

Upload :

ERP documents

Screen shots of user interfaces

Annual e-governance report approved by Governing Council/ Board of Management/

Academic Council

Area of e governance	Name of the Vendor with contact details	Year of implementation
Planning and Development	Members, Principal and Syndicate Member(Governing Council)	1994
Administration	Administrative Body	1994
Finance and Accounts	Office Accountant and Auditor(Krishna Swami)	1994
Student Admission and Support	Management, Principal and staff	1994
Examination	Controller , Bharathiar University	1994



6.2.4 Effectiveness of various bodies/cells/committees is evident through minutes of meetings and implementation of their resolutions

QIM Upload an example of one activity successfully implemented based on the Minutes of the meeting of various Bodies/ Cells and Committees in not more than 500 words.

➤ The Nagamalai Navarasam Educational trust meeting was convened once in a month. Last year (2015-2016) various decisions were taken for the improvement of the institutional process, academic and administrative activities and suitable resolutions were passed for the improvement and implementation of various academic performances and provision of teacher's welfare schemes.

1. The college IQAC activities were successfully implemented for the past five years. Reference: Minutes of meeting, IQAC.

- A new PG course (M.Sc., Chemistry) was introduced.
- New chemistry lab was established.
- Salary benefit offered to all teaching and non-teaching staff.
- Increment was given to all staff.
- Decision taken to start NAAC work for re-accreditation and submit Self Study Report in the month of May 2017 to NAAC office, Bengaluru.
- RO water scheme was established.
- A bore-well for water facility was established.
- Transport facility was increased.
- Steps taken to increase student's strength.
- New faculty recruitment was done.
- Library Books and Lab Equipments are purchased for Rs.76,36,698.
- Library is facilitated with internet, INFLIBNET and DELNET sources.
- Gold medalists and rank holders are honoured with gold coin and gift.
- Modern computer instruments were purchased for enhancing Teaching Learning Process.
- Audited accounts statement submitted for approval to register office, Erode.
- Two more research centres approved
- IQAC national level seminar conducted.
- Appointment of principal was done.
- Scholarship and fees concession are offered to poor students.
- Remedial classes approved and conducted.
- Proposed to conduct Graduation day by inviting Vice Chancellor, Bharathiar University, Coimbatore.

- Approval of Annual and Sports day.
- National conferences conducted by the departments of English, Mathematics and computer science
- Invited guest lecturers and external experts.
- IQAC meeting conducted with stake holders.
- Women study centre started.

6.3 Faculty Empowerment Strategies

6.3.1 The institution has effective welfare measures for teaching and non-teaching staff

QIM Upload list of the existing welfare measures for teaching and non-teaching staff

- Faculty development programmes and self employment training are periodically conducted to teaching staff.
- To enhance the working potential excellence, computer based training is provided to non teaching staff. Personality development programmes and human resource development training are organized for teaching and non teaching staff.
- The institution encourages the faculty to pursue the Ph.D programme and takeover the major and minor research projects by offering various facilities to the staff members like internet lab, Library facilities and incentives. Also supports the teaching staff to attend the training programmes, seminar, conference and workshop and present paper. Incentive is given for publication of research articles in journals and books.
- Special coaching is provided to the staff for the achievement of NET/SET examination. Non teaching staff are encouraged to participate in orientation programmes and furthered to achieve higher educational qualification.
 - The college has more welfare schemes available to teaching and non teaching staff.
 - Deepavali bonus for non teaching staff.
 - Festival advance is provided to all staff.
 - Salary advance to the tune of maximum Rs.20000 is granted.



Criterion VI: Governance, Leadership & Management

- Free education to the wards of all staff.
- Fees concession to teaching, non teaching staff and students of regular courses to continue their studying in CPP course and also to get twining / dual degree.
- Free medical services through Health centre.
- Free transport facility to all staff.
- Hostel facilities are available at free of cost for staff.
- Free field trip to staff.
- Provision of UGC grant and management fund helps to pursue the research projects and publication of articles in journals and books.
- Incentives for Ph.D and SET / NET qualified staff.
- On duty for staff to participate in seminar, workshop and to act as examiner and resource person.
- All leave facilities are as the government rules and regulations.
- P.F and gratuity benefits to all staff.
- Free uniforms and lunch for drivers.
- Group insurance for all staff and students.
- Honoured with gifts and prizes by obtaining 100% result and 100% marks.
- Special honour for producing gold medals and rank holders.
- Staff co-ordinators in various club activities for Self-help job opportunities.
- Internet lab, research lab and library facilities freely available for research scholars.

6.3.2 Average percentage of teachers provided with financial support to attend conferences / workshops and towards membership fee of professional bodies during the last five years

Q_nM Data Requirement:

Name of teacher

Name of conference/ workshop attended for which financial support provided

Name of the professional body for which membership fee is provided

Year	Name of teacher	PAN	Name of conference/ Workshop attended for which financial support	Name of the professional body for	Amount of support
------	-----------------	-----	---	-----------------------------------	-------------------

Criterion VI: Governance, Leadership & Management

			provided	which membership fee is provided	
2014-2015	S.Parveen Sulthana	BZAPP4015J	National Workshop on Virtual Learning	—	Rs.1500
2014-2015	P.Bhuvaneswarai	ASYPB0625J	National Workshop on virtual Learning	—	Rs.1500
2015-2016	S.Parveen Sulthana	BZAPP4015J	The country of Deceit International Journal and Magazine of Engineering Technology	—	Rs.2500
2016-2017	V.Kalaiselvi	DWQPK9549M	National conference on Liquid Crystals Nanoscience'2016	—	Rs.500
2016-2017	V.Kalaiselvi	DWQPK9549M	International conference on Renewable energy and environment (ICREE 2016)	—	Rs.500
2016-2017	V.Kalaiselvi	DWQPK9549M	National conference ON Computational and Experimental Physics of functional materials	—	Rs.500
2016-2017	V.Kalaiselvi	DWQPK9549M	International conference on Modern material research(ICMMR-2016)	—	Rs.1500
2016-2017	V.Kalaiselvi	DWQPK9549M	International conference on Advanced materials(AIM-2017).	—	Rs.500
2016-2017	V.Kalaiselvi	DWQPK9549M	International conference on Energy Environment and advanced materials for a sustainable future(ICEEAMSF-2017)	—	Rs.1500
2016-2017	V.Kalaiselvi	DWQPK9549M	International Journal and Magazine of Engg.Tech management and research.	—	Rs.2000



Criterion VI: Governance, Leadership & Management

2017-2018	V.Kalaiselvi	DWQPK9549M	International conference on Nanoscience and Nanotechnology(ICONN-2017)	—	Rs.1500
2015-2016	Ms.M.Jayashree	BBMPJ1526N	International Journal of multidisciplinary research.	—	Rs.2000
2016-2017	Ms.M.Jayashree	BBMPJ1526N	International conference on Renewable energy and Environment(ICREE-2016)	—	Rs.500
2016-2017	Ms.M.Jayashree	BBMPJ1526N	International conference on “Energy, Environment and Advanced Materials for a Sustainable Future(ICEEAMSF-2017)	—	Rs.1500
2016-2017	Dr.P.Gowsalya	ATXPG2891H	International level seminar on Frontiers in Biotechnology	—	Rs.200
2015-2016	K.Chandra Prabha	ALXPC9954F	2 nd International Young Scientist Congress and Workshop on Lifestyle Management	—	Rs.2050
2016-2017	K.Chandra Prabha	ALXPC9954F	9 th National Academy of Biological Science’s(NABS) National conference on “New Biological Researches: Opportunities and Challenges for sustainable Development	—	Rs.500
2016-2017	P.Rathiga	ALCPR4259B	International conference on “Computational systems and Information Technology for sustainable Solution.	—	Rs.5000

Percentage Per Year = $\frac{\text{Number of teachers Provided with financial support to attends conference, workshops and towards membership fee of Professional bodies}}{\text{Total number of teachers}} \times 100$

X 100

Criterion VI: Governance, Leadership & Management

Total number of Teachers

2012-2013	NIL	
2013-2014	NIL	
2014-2015	$\frac{2}{128}$	$\times 100 = 1.56 \%$
2015-2016	$\frac{3}{117}$	$\times 100 = 2.56 \%$
2016-2017	$\frac{12}{113}$	$\times 100 = 10.62 \%$

$$\begin{aligned}\text{Average Percentage} &= \frac{\sum \text{Percentage Per year}}{5} \\ &= \frac{14.74}{5} \\ &= 2.948 \%\end{aligned}$$

6.3.3 Average number of professional development / administrative training programs organized by the Institution for teaching and non teaching staff during the last five years

QnM Data Requirement:

Title of the professional development program organised for teaching staff

Title of the administrative training program organised for non-teaching staff

Dates (from-to)

Document:

Reports of the Human Resource Development Centres (UGC ASC or other relevant centres)



**NAVARASAM ARTS AND SCIENCE COLLEGE FOR WOMEN,
ARACHALUR, ERODE(Dt)- 638 101 TAMIL NADU**

Criterion VI: Governance, Leadership & Management

Year	Sl.No	Title of the Professional development program organised for teaching staff	Title of the administrative training program organised for non-teaching staff	Dates (from-to)	No.of.Participants (Teaching staff)	No.of.Participants (Non-Teaching staff)
2012-2013	01.	Innovative Method of teaching and learning	Encouragement to Proceed to Future Program	11.07.2012	116	22
2013-2014	02.	Inculcation of Research	Training to improves technical methods.	09.08.2013	120	18
2014-2015	03.	Creativity in subject and General Knowledge	Improvement of administrative capacity.	04.09.2014	104	21
2015-2016	04.	Classroom Psychology	Orientation Program for future Employment	07.07.2015	99	19
2016-2017	05.	Important of Library Information Science	Strengthening the Vocabulary	03.01.2017	101	20

Number of Professional development or administrative training programs
Organized for teaching and non- teaching staff during the last five years

$$= \frac{10}{5} = 02$$

6.3.4 Average percentage of teachers attending professional development programs, viz., Orientation Program, Refresher Course, Short Term Course, Faculty Development Programs during the last five years

Q_nM Data Requirement:

Number of teachers
Title of the program
Duration (from – to)

Document:

Reports of the Human Resource Development Centres (UGC ASC or other relevant centres)

Criterion VI: Governance, Leadership & Management

Annual reports of the IQAC and the Institution

Year	Number of teachers who attended	Title of the Professional development Program	Date and Duration(From-To)
2012-2013	40	Refresher Course	08.06.2012
	86	Faculty Development Program	30.11.2012
	03	Orientation Programme	13.12.2012 To 19.12.2012
2013-2014	28	Refresher course	06.06.2013
	02	Orientation Programme	17.12.2013 To 18.12.2013
	100	Faculty Development Program	14.05.2014
2014-2015	21	Refresher course	14.06.2014
	06	Orientation Programme	09.06.2014 To 19.06.2014
	98	Faculty Development Program	07.02.2015
2015-2016	11	Refresher course	18.06.2015
	101	Faculty Development Program	02.03.2016
	05	Orientation Programme	09.05.2016 To 17.05.2016
2016-2017	08	Refresher course	08.06.2016
	95	Faculty Development Program	02.07.2016



**NAVARASAM ARTS AND SCIENCE COLLEGE FOR WOMEN,
ARACHALUR, ERODE(Dt)- 638 101 TAMIL NADU**

Percentage Per Year =	Number of teaching staff attending such Program	
	<hr/>	X 100
	Total Number of teaching staff	
2012-2013	<hr/>	
	126	X 100 = 94.03 %
	131	
2013-2014	<hr/>	
	128	X 100 = 93.43%
	137	
2014-2015	<hr/>	
	119	X 100 = 92.9 %
	128	
2015-2016	<hr/>	
	112	X 100 = 95.7 %
	117	
2016-2017	<hr/>	
	103	X 100 = 91.1%
	113	

$$\begin{aligned}\text{Average Percentage} &= \frac{\sum \text{Percentage per Year}}{5} \\ &= \frac{467.16}{5} \\ &= 93.43 \%\end{aligned}$$

6.3.5 Institution has Performance Appraisal System for teaching and non-teaching staff

QIM Upload a description of the functioning status of the Performance Appraisal System for teaching and non-teaching staff in not more than 300 words

- The performance in teaching and learning process of staff and evaluation is done in this process.
- The effectiveness and efficiency in the performance of appraisal system has been brought out in the quality output of academic programmes of the institution.

- Confidential reports of Principal and HODs enable to find out and identify the performance appraisal system.
- Students' feedback on Teachers, Academic performance and quality in teaching learning process appraise and identify the performance appraisal system of the staff.
- AQAR report and IQAC participation in orientation and training programmes. Academic process like Ph.D, M.Phil, NET/SET qualification, carrying out the major and minor research projects, paper presentation, publications of articles in journals and books and participation in National and International seminars and conferences are some measures and features for performance appraisal of faculty members.
- After receiving the outcome of performance appraisal report of the staff by Management, the appraisal reports are analyzed and identified the strength and weakness of faculty. Adequate measures are taken to improve quality of teaching learning process.
- The performance appraisal system proves to bring out qualitative output in academic performance of the Institution.
- The management offers increment in salary and other benefits on the basis of outcome of appraisal report for staff.
- Incentive is given to Ph.D, NET/SET qualification of the faculty members.

6.4 Financial Management and Resource Mobilization

6.4.1 Institution conducts internal and external financial audits regularly

QIM Upload an enumeration on the various internal and external financial audits carried out during last five years with the mechanism for settling audit objections

- The management appoints authorized chartered accountant as external Auditor to audit the accounts of the trust, college, hostel and college CPP centre every year.



Criterion VI: Governance, Leadership & Management

- The external Auditor verifies income and expenditures of various aspects. Receipts and payment vouchers of daily transaction are checked by external auditor after scrutinizing and preparing the income and expenditure statement. External Auditor will submit the audited statement to the management.
- The management discusses and approves the audited statement in the General body meeting of the trust and submits the audited statement for approval of District Registrar. The last audit was done in the year 2016- 2017.
- The internal audit was done by accounts committee verifying the daily accounts transaction of the college once in a month. The accountant of the office daily checks the receipts and payments and records the receipts in the account ledger.

6.4.2 Funds / Grants received from non-government bodies, individuals, philanthropers during the last five years

QnM Data Requirement:

Name of the non government funding agencies/ individuals
Funds/ Grants received

Document

Annual statements of accounts

NIL

6.4.3 Institutional strategies for mobilisation of funds and the optimal utilisation of resources

QiM Upload the resource mobilisation policy and procedures of the Institution

- The major resources and institutional funding / receipts for past five years are from student's tuition fees, government scholarship, merit scholarship and UGC grant in aid.
- The deficit is managed by Educational Trust of the management.
- The institution has received grant in aid from UGC, New Delhi to the tune of 29 Lakhs for 13 value add on courses, Rs.6 Lakhs for Botanical garden, Rs.1.5 Lakhs for Internet lab and Rs.3 Lakhs for Gymnasium in the past years.

Criterion VI: Governance, Leadership & Management

- Also received grant-in-aid from UGC, New Delhi to tune of Rs.10 Lakhs for the post graduate science research for purchasing PG lab equipments.
- The institution has taken efforts to secure additional funding for major and minor research projects from UGC. The UGC has granted a fund of Rs.5 Lakhs for one major research project and Rs.75,000 and Rs.40,000 for two minor research projects.
- Also efforts are made by the institution to receive fund for organizing seminars, workshops and developmental training programmes.
- Efforts are also made to receive fund for building, extension of lab, library, hostel and for the construction of auditorium for indoor games from UGC. But no fund is available for the above schemes so far.
- The grant-in-aid sanctioned by the UGC for conducting 13 value add-on courses, gym, net lab and botanical garden and BSR fund were fully utilized by institution

6.5 Internal Quality Assurance System

6.5.1 Internal Quality Assurance Cell (IQAC) has contributed significantly for institutionalizing the quality assurance strategies and processes

QIM Upload two examples of best practices institutionalized as a result of IQAC initiatives

01. IQAC meeting with various stake holders:

The institution has formed Internal Quality Assurance Cell (IQAC) in the year 2011 as per rules and guidelines made by NAAC, Bengaluru. The main aim and policy of IQAC are quality enhancement, quality encouragement and quality sustenance in all academic and administrative activities. IQAC takes care of academic aspects, such as curricular aspects, teaching learning process, evaluation, research, academic audit and extension of community activities.



**NAVARASAM ARTS AND SCIENCE COLLEGE FOR WOMEN,
ARACHALUR, ERODE(Dt)- 638 101 TAMIL NADU**

Different committees have been established to support IQAC activities and to maintain and enhance the quality assurance in the institution. In these ways, IQAC contributes in institutionalizing quality assurance process and progress. Every year the IQAC prepares Annual Quality Assurance Report and submits to the NAAC, Bengaluru.

IQAC organizes meetings with stake holders like management, staff, non teaching staff, students' alumni, PTA, experts and industrialist. The IQAC discusses to enhance quality assurance in all fields.

02. Enhancement in Quality Assurance, Quality Encouragement and Quality Sustenance in all Academic Activities:

- Quality enhancement in the academic performance of the students creates lot of job opportunities for all out gone student of the institution. IQAC has made significant contribution to improve the facilities in all areas of the institution.
- IQAC evaluates the academic quality of the institution and academic performance of staff and students progression and infrastructure facilities, like well equipped lab and improving modern internet facilities in library.
- The internal quality assurance has contributed more in enhancing quality assurance, quality encouragement and quality sustenance in all academic performance of all departments. Quality advancement in the eminence and efficiency of all faculty members.

6.5.2 The institution reviews its teaching learning process, structures & methodologies of operations and learning outcomes at periodic intervals through IQAC set up as per norms

QIM Upload two examples of institutional reviews and implementation of teaching learning reforms facilitated by the IQAC

1. Review of Teaching Learning Process by IQAC:

- The IQAC meets with staff and students periodically to discuss for adopting the modern and technical methods in teaching and learning processes and enhances innovative methods.
- The IQAC reviews teaching and learning process continuously and make evaluation in teaching and learning process. Principal, HODs, IQAC

Criterion VI: Governance, Leadership & Management

coordinator evolve strategies to enrich the required and updated curriculum based on the feedback obtained from students, PTA, Alumni and academic experts. Innovative teaching like ICT tool enabled LCD, OHP projector and audio visual sources are introduced and adopted. Different academic committees continuously review the teaching / learning process.

- The Principal and HODs get confidential report from class representatives and students on the performance of teaching staff and quality of teaching by teachers.

2. Review of the Academic Audit Committee by IQAC:

- The academic audit committee also reviews academic activities of all departments including teaching / learning process. The Principal and HODs visit frequently to the class to assess the capacity and abilities of teaching staff.
- All the above review activities in teaching learning process and methods of regular process have developed remarkable impact and outcome to improve the quality assurance in teaching learning process.

6.5.3 Average number of quality initiatives by IQAC for promoting quality culture per year

QnM Data Requirement for last five years:

Name of quality initiative by IQAC

Duration (from – to)

Number of participants

Year	Name of quality initiative by IQAC	Date of conducting activity	Duration(From-To)	Number of Participants
2012-2013	Establishment of program assessment centre and Teaching Learning centre	27.06.2012	One day.	180



Criterion VI: Governance, Leadership & Management

	Training Skill Programme for employmentary.	07.07.2012	One day.	368
2013-2014	A Book exhibition in collaboration with Giri book house by Library Department.	16.09.2013 TO 21.09.2013	6 Days	3150
	Tobacco Awareness Rally by NSS	09.01.2014	One day.	250
2014-2015	National level seminar on women in culture The war within and without by department of English.	26.09.2014	One day	530
2015-2016	Faculty Training Programme on class room Psychology.	02.07.2016	One day	11
2016-2017	National level Seminar on effective teaching learning evaluation methods in higher education.	30.07.2016	One day	226
	A Seminar on General aspects of research methodology.	03.12.2016	One day	120

6.5.4 Quality assurance initiatives of the institution include:

QnM

1. Regular meeting of Internal Quality Assurance Cell (IQAC); timely submission of Annual Quality Assurance Report (AQAR) to NAAC; Feedback collected, analysed and used for improvements
2. Academic Administrative Audit (AAA) and initiation of follow up action
3. Participation in NIRF
4. ISO Certification
5. NBA or any other quality audit

Options:

- A. Any 4 of the above
- B. Any 3 of the above
- C. Any 2 of the above
- D. Any 1 of the above
- E. None of the above

Opt one

Data Requirement for last five years:

Quality initiatives

AQARs prepared/ submitted
 Academic Administrative Audit (AAA) and initiation of follow up action
 Participation in NIRF
 ISO Certification
 NBA or any other certification received

Document

Annual reports of Institution
 AQARs of IQAC
 Upload accreditations and certifications

Year	AQARs Prepared/Submitted.(Yes/No)	Academic Administrative Audit(AAA)and initiation of follow up action	Participation in NIRF.(Yes/No)	ISO Certification(Yes/No)	NBA or any other certification received(Yes/No)
2012-2013	AQAR Submitted 18.11.2015	Evaluates quality of teaching learning methods and encourage faculty members to act as external experts and resource person in the academic forum. Academic committee supervises and checks the upgrading research program, Major and Minor projects,	—	—	—



Criterion VI: Governance, Leadership & Management

2013-2014	AQAR Submitted 18.12.2015	Timetable of Classes, Work done by staff, completion of syllabus, assessment and review of university examination results and quality assurance of all academic activities. The impact and outcome of academic audit committee are identified and used to improve institutional activities and provide effective and supportive services to improve the quality assurance in all academic and administrative activities of all departments. The University also sends inspection commission with experts to review the academic performance for new course implementation and provision.	—	—	—
2014-2015	AQAR Submitted 18.03.2016		—	—	—
2015-2016	AQAR Submitted 20.07.2016		—	—	—

6.5.5 Incremental improvements made during the preceding five years (in case of first cycle) Post accreditation quality initiatives (second and subsequent cycles)

QIM Upload description of quality enhancement initiatives in the academic and administrative domains successfully implemented during the last five year.

POST ACCREDITATION INITIATIVES

The institution was accredited with 'B' Grade by the NAAC **January 5 2013**. The college strives hard to sustain and enhance the quality in all spheres for the past five years.

- To provide a higher qualification for candidates the institution has introduced the following new Ph.D research programmes and PG programmes.

S.No	Name of the programme	Year of Establishment
1.	M.Sc Physics	2012
2.	M.Sc Chemistry	2014
3.	Ph.D (Tamil)	2011

Criterion VI: Governance, Leadership & Management

4.	Ph.D(Commerce)	2012
----	-----------------	------

- The college offers **14** UG, **11** PG, **8** M.Phil, and **2** Ph.D programmes. Total strength of the students pursuing their degrees in the college is **2755**. Total number of faculty members working in this academic year is **115**.
- The institution has the following number of faculty members with Ph.D, M.Phil, NET / SET

S.No	Faculty members with	Total
1.	Ph.D	10
2.	M.Phil	86
3.	NET	07
4.	SET	02
5.	Ph.D (Pursuing)	35

- Skill based subjects are taught to the students to understand them how to think at high levels, solve problems and perform on various academic tasks with great success.
- Choice based credit system has been adopted by the college since 2008 as per the norms of the Bharathiar University to bring reforms in higher education so that the students develop thinking as well as analytical ability suitable for their future employment and to integrate the values of culture with education.
- The IQAC is the central unit for the proper functioning of the institution. The IQAC functions actively to enhance and sustain the quality in all the spheres. It conducts regular meeting with all stake holders. So far **84** meetings have been conducted with staff, students, Non teaching staff, PTA, Alumni and industrialist.
- The IQAC organized a National level seminar on **30th July, 2016** to acquire knowledge in quality assurance through the guest speakers and experts.
- The Academic audit committee comprising of the Principal, 5 HODs and 1 senior faculty member of the college evaluates the performance of the departments and give suggestions for further improvement of the quality of academic performance,



teaching/learning process, research, administration, curricular and extra-curricular activities etc.

- External audit committee is constituted to monitor the functions of internal audit committee and meets with internal auditors and management on a periodic basis to discuss matters of concern that may arise.
- Academic staff council plays a significant role for planning and improving the academic performance of the institution, quality assurance, enhancement and fixation of date for examinations.
- Curriculum renovation is made to enhance the social skills of students and focus on unique methods for teaching historical, technological, organizational and political lessons. This curriculum innovation encourages teachers to teach all types of learners with individualized styles instead of focusing on lessons that are effective for just a few average students in a class room.
- The university offers number of elective papers which the college can select. The concern department of the institution selects the elective papers to access their analytical ability, real understanding of concepts and mastery to apply, rather than to simply recall, replicate and reproduce concepts and principles in the examination.
- Project-based learning is practiced, where the students explore real world problems and challenges. It also inspires students to obtain a deeper knowledge of the subject they are studying.
- The institution has conducted **10** national, **03** international seminar and **216** conferences, and workshops altogether for the past years. More than Rs.**1.5 Lakhs** was spend by the management for organizing seminars, conferences, workshops, etc. of all departments.
- More than **393** staff members have participated in various National level seminars, conferences, workshops in college and other institution and **356** papers have been presented.
- Faculty development programmes are regularly conducted to improve their teaching skills, curriculum, design, and enhance the organizational climate for education, collaborative educational research and communication skills of the faculty members.

Criterion VI: Governance, Leadership & Management

- The institution has appointed well qualified, experienced and dedicated faculty members.
- The use of ICT tools in education and training has become part and parcel of the Teaching learning process. The institution adopts ICT enabled teaching learning process through the LCD and OHP projectors which are provided in all class rooms of all departments.
- The teaching learning process has been enhanced by giving assignments, class seminars, interactions and group discussions among the students.
- Multimedia learning and usage of Audio Visual Aids are also utilized for teaching/learning process.
- All the departments of the institution have internet facility and Wi-fi connectivity inside the campus.
- The institution follows learner centric teaching process where the teachers teach students how to think, solve problems, evaluate evidence, analyze arguments, generate hypothesis and for mastering materials in their respective programmes.
- The college offers structured format for assessment, assignment, students learning outcome and performance. Transference is followed in learning.
- The students with one arrear can write the supplementary exam conducted by the university and complete their degree which helps them to pursue higher education in the same year. **91** students have been benefited in the supplementary exam for the past five years.
- The college maintains student profile every year which consists of academic achievements, attendance, interests, special abilities, the date fixation for unit test, model theory exam, model practical, result performance of the students and number of working days.
- The college has research database which helps both the staff members and students to search and access reliable and credible information from magazines, newspapers, journals, books and e-books.



Criterion VI: Governance, Leadership & Management

- The English communication lab has been established with **60** computers in the year 2014. Communicative English classes are conducted with the benefit of English language lab to develop the communication skill of the students.
- So far **4,542** students are benefited by the communication English classes and **3,671** students are benefited in the English Language lab in the college.
- The department conducts Tutor system in each class. **26** students are allotted for one teacher for intensive care of students and also in various activities like personal, academic categories and solve problems.
- Bridge courses are conducted for all newly admitted students in the beginning of the academic year to have the knowledge of selected subjects.
- Remedial classes are conducted every year for the slow learners to enhance themselves in their studies. More than **650** students are benefited and passed so far.
- Slow learners and advanced learners are identified on various academic performances. Advanced learners are encouraged to participate in conferences, seminars, workshops conducted in and out of the college.

- **5** of the faculty members have undergone refresher courses conducted by other university.
- **75** have attended the orientation Programme of other institutions.
- **9** staff members participated in Staff training conducted by the university.
- **8** staff members took part in Staff training conducted by the other institution.
- **12** faculty members of the institution attended Infosys and TCS training at Mysore.
- All Staff members participated in Personality Development Programme and Human Resource Programme every year.
- The research advisory committee of the college provides strategic guidance and for high level research and also motivates the staff members to do major, minor projects, and advises the students and staff members to come-out with research publications.
- Three faculty members are involved in major and minor projects with grant-in-aid

Criterion VI: Governance, Leadership & Management

sanctioned by UGC, New Delhi.

S.No	Name of the Staff	Department	Amount Sanctioned	Year
1.	Dr.S.Renugadevi	Commerce	5,00,000	2013-2016
2.	Mrs.G.Esther vijayakala	Commerce	70,000	2013-2015
3.	Mrs.N.Valarmathi	Librarian	45,000	2013-2015

- Almost **8** departments of the institution have been recognized as research centers for M.Phil and **2** departments for Ph.D programmes by the Bharathiar University.
- **64** research guides are available in all the departments for M.Phil and Ph.D scholars.
- **783** M.Phil scholars and **2** Ph.D scholars have been awarded by the institution.
- So far **11,174** students have been awarded with UG and PG degree.
- The college honours the gold medal list and rank holders of the university examination by presenting gold coins and gifts. So far **50** gold medals and **424** ranks have been secured by the students. The management has honoured them with **25** sovereigns of gold.
- **149** publications in national and international journals, **175** papers published in peer review journals and **356** papers were presented in national / international seminars by faculty members and **04** books have been published.
- The following are the value of research publications :
 - * Citation Index: **8**
 - * SNIP : **0.37**
 - * SJR : **0.365**
 - * Impact Factor : **Ranges from 0.421 to 3.881.**
 - * h- index : **1**
- The institution provides various facilities like incentives for Ph.D holders, on-duties for faculty members to pursue research activities.



Criterion VI: Governance, Leadership & Management

- Rupees **35,750** has been given as the incentive for the research publication of the faculty members and Rupees **5,52,500** has been offered as remuneration for M.Phil guides for the past five years.
- The college provides consultancy services with free of cost to have an exposure and provide a provision for the staff members.
- The college has **4** unique NSS units which comprises **400** volunteer students YRC, RRC and Rotaract club to develop their personality and social responsibility through community service. They also engage in village adoption and school adoption schemes and they conduct various awareness programmes, rallies, health camps and also provide financial help to the poor school students.
- The college has organized **23** community outreach programmes so far.
- So far **101** events have been conducted by NSS, YRC and Rs.**4,85,239** has been spent for extension activities for the past five years.
- **Best NSS Programme Award** in 2012 and **Best NSS Volunteers Award** have been given to the NSS unit of the institution.
- The management encourages sports activities by offering sum of Rs.**14,31,375** as concession for sports students of the college. The Department of physical education has conducted **95** sports events inside and outside of the campus for the last five years.
- **S.Saravana Priya**, a sports champion has participated in the Asian Power Lifting Championship competition held at Kobe city, **Japan** and has won **Bronze medal**.
- Many sports athletes achieved **I Place** in All India Inter University Kabaddi Tournament.
- **Ms.S.Jayamani**, National level Kabaddi Player, was awarded Best Outstanding Sports Women Award by **JCI, Erode** on the eve of International Women's Day.
- The college also promotes to develop the cultural activities of the students and the college has offered Rs. **2,40,000** for the conduction of cultural events. Students have participated in **58** cultural events conducted inside and outside of the campus.
- **10** students of the Institution Participated in Youth Programme conducted by All India Coimbatore Radio Station in various Literary Programme and **2** students in Kalaingar T.V

Criterion VI: Governance, Leadership & Management

- The institution has provided well furnished infrastructure facilities with **83** class rooms, **9** well equipped science laboratories. More than **645** computers are installed in computer labs and other labs with latest configuration.
- Computerized Academic Management Processing Expert System software with the cost of Rs.**20,000** has been installed in the college office for office automation.
- A special net-lab has been provided for the students and faculty members for the free access of internet. It has been installed with Aircel leased Line connectivity of **2MBPS** speed. For the past five years the management has spent Rs.**6,75,596** for the browsing lab.
- The separate block is allotted for the college library which is digitalized with INFLIBNET and DELNET resources. The library consists of **29,882** books, **80** National, **10** International journals, **37** magazines, more than **80,000** data e-books. The facility of accessing more than **30,000** journal from INFLIBNET and more than **30,000** journals from DELNET is made.
- The management has spent Rs.**16, 75,984** for purchasing books, journals and updating of library resources.
- The college has women's study centre to impart knowledge on gender sensitization and women empowerment.
- Spacious auditorium with **2500** seating capacity and modernized conference hall with the seating capacity of **1500** students with audio visual aids are established.
- The institution has constructed hostel with well furnished **101** rooms with total strength of **450** students.
- Facilities like canteen, stationery store, guest house, IQAC office and sports room are available inside the college campus.
- The institution has established RO water facility for college and hostel for purified drinking water.



Criterion VI: Governance, Leadership & Management

- The college has **28** buses for transport facility of students to the far off places and also for the faculty members for free of cost.
- **3** generators with **300** KV are installed for uninterrupted power supply and **6** bore wells are available for water supply in the college and hostel.
- MOU are signed with INFOSYS, TCS, EDISSIA, Avathar Academy and DELNET to create a legally enforceable agreement for the benefit of the student.
- The college offers number of facility for student progression and support. The Management provides concession for economically poor students, merit students and also helps to avail government scholarship.
- The college has offered **Rs.1, 50, 67,715** as Scholarship and fees concession for **2,889** economically poor, underprivileged, disabled and merit students for the past five years.
- The college also rendered its service for helping **579** students to avail **Rs.59, 31,800** as scholarship from private sector and **1793** students to avail **Rs.1, 23, 01,950** for SC / ST scholarship from state government.
- The Bharathiar University has awarded “**Best Self Financing College Award**” for the more fees concession to students by appraising the self-less service of the institution.
- Student counseling and mentoring are extended to equal opportunity centre for students.
- The total fund of **Rs.29 Lakhs** granted by the UGC, New Delhi for conducting **13** value add-on courses. **2101** students in certificate, **1243** students in diploma and **789** students in advanced diploma courses have been benefited.
- **Rs.10 Lakhs** has been sanctioned for post graduate courses under Basic Science Research (BSR) by UGC.
- The UGC has granted **Rs.3 Lakhs** for the establishment of Gymnasium. **Rs.1.50 Lakhs** for Net lab and **Rs.6 Lakhs** for the Botanical garden.
- **12** different department certificate courses have been designed and conducted by all departments apart from the regular curriculum to improve the knowledge of curriculum. **555** students have been admitted in these certificate courses.

Criterion VI: Governance, Leadership & Management

- The Bharathiar university has approved CPP centre in the college. So far **62** students of regular courses have obtained twining / dual degree and **1456** students have obtained UG and PG degrees in various disciplines through the CPP centre of the college. Nearly **1500** students are studying in this academic year.
- Students are motivated to earn while they are continuing their education and acquire earning and experience under the scheme **“Earn While You Learn”**.
- The Entrepreneurial cell of the college with club activities helps the students to know the economic development and the right type of manpower in the society. It also helps them to know the self-help employment opportunities such as Tailoring, Jewelry making, Beautification, toys making, cookery etc.
- The placement cell of the college guides the students on career opportunities. The cell provides coaching and training every week to the students by inviting external experts and resource persons from various companies, institution and government organizations.
- For the past five years **73** placement training and coaching programmes have been conducted. So far **893** students have been placed in various sectors.
- The women counseling cell of the institution functions to resolve all the personal problems, security issues by keeping a close watch and giving parental guidance to the girl students regularly. So far **130** students have been participated in the women counseling cell for representing and solved their problems.
- The grievance redressal cell of the college attempts to address genuine grievances and complaints of students and express their academic, infrastructural grievances and interact with students every week.
- So far **63** grievances from various departments are represented and rectified by the grievance redressal cell.
- Feedback system implemented in the college and this system also helps the students to express their ideas, suggestions and grievances. The suggestions obtained from feedback of the students are considered and implemented for the satisfaction of the students.



Criterion VI: Governance, Leadership & Management

- The Alumni association of the institution supports for students and build an unforgettable institute experience. The Alumni association has rendered financial help of **Rs 1, 33,300** for **143** students.
- To ensure better interaction between parents and teachers, the PTA of college conducts periodical meetings with management, staff and students. PTA has given **Rs 1,90,000** for **115** poor students and development of the institution.
- Both donate for infrastructure facilities and purchase of library books.
- The Evaluation and assessment system followed in the institution helps to know the outcomes of practicing teaching learning methods and the academic performances of the students.
- To present stress free and harmonious life, the students are exposed to the practice of Yoga and meditation.
- The institution strives hard to teach and sustain communal harmony moral, ethical values, Patriotism and social responsibility.
- To improve the spiritual practice, morning assembly is practiced in which Thirukkural, thought for the day, imparting of moral values and academic information are done.
- The college conducts various competitions through Tamil and English Literary associations like essay, story writing, poem recitation and debate.
- The Department of Tamil publishes annual magazine in the name of “**Kurinci Ithal**”.
- On the basis of betterment, development and enhancement of the institution there is an increase in student’s strength and dropouts are decreased.
- Various statutory bodies and Academic Committees conduct periodical meetings with Principal, faculty members and students regularly to discuss the important issues, academic and administrative activities.
- Participation by management ensures well governance, effective co-ordination and cordial relationship between management, Principal, Staff and students. Interactions with stakeholders help for the smooth functioning of the institution.
- Principal is given autonomy in all academic performances and administrative activities.

Criterion VI: Governance, Leadership & Management

- Various welfare schemes are provided for the teaching and non teaching staff members such as Deepavali bonus, Pongal gift and interest free salary advance and uniform for drivers is freely provided.
- Wage revision is done to the staff and non teaching staff every year according to their qualification, merits, position and service.
- Quality assurance, sustenance is maintained and adopted at all levels.
- E-waste management, e-learning sources has been carried out.
- Environmental, eco-friendly, clean and green, herbal garden plantation and energy conservation are properly maintained.



CRITERION – VII

INSTITUTIONAL VALUES & BEST PRACTICES

Criterion VII: Institutional Values & Best Practices

CRITERION: VII

INSTITUTIONAL VALUES AND BEST PRACTICES

7.1 Institutional Values and Social Responsibilities

7.1.1 Gender Equity (10)

Qn M 1. Number of gender equity promotion programs organized by the institution during the last five years

Data Requirement:

Title of the programme

Duration (from-to)

Number of participant.

Title of the Program	Date and Duration(From-To)	Number of Participants by Gender(Female Only)
Girl Students on General Issues	08.08.2012	920
Social Awareness and Women Safety	30.07.2013	840
Psychological Social Problem	12.09.2014	860
Sexual Harassment	11.08.2015	850
Self Defense Method	26.07.2016	730

QIM 2. Institution shows gender sensitivity in providing facilities such as:

Safety and Security

Counseling

Common Room

Upload a description of gender equity initiatives undertaken by the Institution on the specified areas in not more than 500 words

The institution takes much efforts and interest to empower education on moral and ethical values. College women counseling cell and women's centre interact with students on various gender problems and personal distress, so as to develop the sensitization of students and solve the social issues.

Frequent conduction of National level seminar and workshops on relevant topics sensitize the staff and students. By conducting various awareness programmes like

Criterion VII: Institutional Values & Best Practices

women's day, environmental studies, value education and women empowerment training, staff and students are sensitized towards the issue of gender and socially relevant problems. A variety of programmes are organized by various clubs such as Rotaract club, Red Ribbon club, YRC and NSS to make students understand their strength and weakness and get awareness in gender sensitization.

- The college is a women's college, so far sexual harassment is not reported by any student.
- The college has women study centre and this motivates the students not to involve in any such harassment inside and outside the campus.
- Staff members offer suggestions to solve the psychological and social problem.
- Students are encouraged to learn self defense methods and promote social awareness and women safety by organizing seminars and programmes for the subject of harassment.
- Gender study programmes also educate the girl students on gender issues.

7.1.2 Environmental Consciousness and Sustainability

QnM Alternate Energy initiatives such as:

1.Percentage of power requirement of the Institution met by the renewable energy sources

Data Requirement:

- . Power requirement met by renewable energy sources
- . Total power requirement

Power requirement met by renewable energy sources	Total power requirement	Renewable energy source	Renewable energy generated and used	Energy supplied to the grid
—	7000 Units	—	—	—

2.Percentage of lighting power requirements met through LED bulbs

QnM Data Requirement:



**NAVARASAM ARTS AND SCIENCE COLLEGE FOR WOMEN,
ARACHALUR, ERODE(Dt)- 638 101 TAMIL NADU**

Criterion VII: Institutional Values & Best Practices

Lighting power requirement met through LED bulbs
Total lighting power requirements

Total Lighting requirements	Percentage Lighting through LED bulbs	Percentage Lighting through other sources
1600	45 %	55 %

$$\begin{aligned}\text{Percentage Per Year} &= \frac{\text{Lighting Power requirement met through LED bulbs}}{\text{Total Power requirement}} \times 100 \\ &= \frac{720}{1600} \times 100 \\ &= 45 \%\end{aligned}$$

QI M 3. Waste Management steps including:

Solid waste management

Liquid waste management

E-waste management

Upload a description of efforts towards waste management on campus in not more than 200 words

- ✓ The Hazardous waste from chemistry lab is disposed.
- ✓ Waste chemicals, oils and cleaning materials are expelled.
- ✓ Semi micro analyzes is done to minimize the wastage of chemicals.
- ✓ Plastic awareness programmes are conducted.
- ✓ The acid batteries and electronic instruments are disposed periodically from the lab.
- ✓ Dustbins are provided in all class rooms for maintaining cleanliness effectively.
- ✓ Napkin disposal machines are installed inside the campus to dispose the napkins in a hygienic way.
- ✓ Waste management club is established in the college with a staff coordinator and students to dispose the wastages for maintaining cleanliness.
- ✓ Computer science department dispose the unused computers and related accessories periodically.
- ✓ Ups batteries are recharged and repaired
- ✓ Unused Ups are exchanged by the suppliers.
- ✓ The electronic instruments in poor working conditions are exchanged by dealers.
- ✓ Rain water harvesting and RO water plants are installed in the college and hostel campus.

4. Rain water harvesting structures and utilization in the campus

QIM Upload a description of efforts towards rain water harvesting on the campus in not more than 200 words

- ✓ Rain water harvesting is installed to reduce the usage of well and bore waters from tanks.
- ✓ Staff and students are instructed not to waste water unnecessarily in order to avoid situations like water scarcity and drought in the absence of rainy season.
- ✓ The instruction through assembly is given to students about the importance of water harvesting.
- ✓ The run off rain water from the terrace of the college building is channelized to the wells located in the campus. All the runoff water is channelized to that well. To facilitate the ground water recharge, all structures are provided. Layers of bricks filled inside the recharge well ensure proper filtration of harvesting water.

5. Green Practices

Upload a description of efforts towards green practices on the campus in not more than 200 words

- Students, staff using

QIM a). Bicycles

A bicycle is the easiest, most economical way for many students seeks to encourage cycling among students, staff and faculty members and strive to improve the overall health and well-being of the campus community. Cycling is quickly raising to the top as a means of transportation. It is virtually cost-free, pollution less which allows much closer access one's destination. The college is planning to have a bicycle master plan to establish a network of bicycle routes throughout the campus to improve cycling access around the campus area in future.



Criterion VII: Institutional Values & Best Practices

b).Public Transport

Apart from the college transport facility, the members of students use public transport for their convenience. The institution instructs the students to practice transportation etiquette like to remain polite and courteous, not to block the flow of traffic, offer their seats to the elderly or injured person and pregnant women, to take care of their belongings etc.

C).Pedestrian Friendly Roads

The institution wants to expand the pedestrian friendly surrounding the college to encourage more multimodal transportation.

d). Plastic free campus

Plastic free college is a program of the institution which aims to measurably reduce plastic pollution on college campus with a special focus on the reduction and ultimately the elimination of plastic bottles, plastic straws and poly bags.

e). Paperless office

The world is advancing so fast and quick with internet and software services and therefore paperless offices are becoming trendy. The institution promotes paperless office as it happens to be a much better and green option then using the means of paper. This kind of paperless office helps to reduce carbon footprint, possibility of store and saves up time.

f). Green landscaping with trees and plants

- ✓ The college organizes various programmes to create awareness among students in the campus and involve them in maintaining eco-friendly environment.
- ✓ Medicinal plants and herbal garden are maintained.
- ✓ Plan to develop a centre for environmental management in the campus
- ✓ Establishing clean and green campus.
- ✓ Conduct awareness programmes by NSS, YRC, RRC and Rotaract club.
- ✓ Exist clean and green circle.
- ✓ Display the aim in the campus “Go Green” “Think Green!”, “Create Green”, and “Save Green”.

Criterion VII: Institutional Values & Best Practices

6. Average percentage expenditure on green initiatives and waste management excluding salary component during the last five years

Year	Budget allocated for green initiatives	Expenditure on green initiatives and waste management excluding salary component	Annual expenditure excluding salary of the institution
2012-2013	30,000	28,000	6,92,14,899
2013-2014	40,000	36,500	8,87,18,253
2014-2015	55,000	52,250	6,91,09,952
2015-2016	60,000	63,150	5,27,53,873
2016-2017	70,000	59,650	5,92,83,963

$$\text{Percentage Per year} = \frac{\text{Expenditure on green initiatives and waste management Excluding salary component}}{\text{Annual expenditure excluding salary Component of the institution}} \times 100$$

$$\begin{array}{rclcl} 2012-2013 & \frac{28,000}{6,92,14,899} & \times 100 & = & 0.04 \% \end{array}$$

$$\begin{array}{rclcl} 2013-2014 & \frac{36,500}{8,87,18,253} & \times 100 & = & 0.04 \% \end{array}$$

$$\begin{array}{rclcl} 2014-2015 & \frac{52,250}{6,91,09,952} & \times 100 & = & 0.08 \% \end{array}$$

$$\begin{array}{rclcl} 2015-2016 & \frac{63,150}{5,27,53,873} & \times 100 & = & 0.12 \% \end{array}$$

$$\begin{array}{rclcl} 2016-2017 & \frac{59,650}{5,92,83,963} & \times 100 & = & 0.10\% \end{array}$$



$$\text{Average Percentage} = \frac{\sum \text{Percentage Per year}}{5}$$

$$= \frac{0.38}{5}$$

$$= 0.076 \%$$

7.1.3 Differently abled (Divyangjan) friendliness

QnM Resources available in the institution

- 1) Physical facilities
- 2) Provision for lift
- 3) Ramp / Rails
- 4) Braille Software/facilities
- 5) Rest Rooms
- 6) Scribes for examination
- 7) Special skill development for differently abled students
- 8) Any other similar facility (Specify)

Options:

- A. 7 and more of the above
- B. At least 6 of the above
- C. At least 4 of the above
- D. At least 2 of the above
- E. None of the above

Opt one

Data Requirement:

Physical facilities
Provision for lift
Ramp/ Rails
Braille Software/
Facilities
Rest Rooms
Scribes for examination
Special skill development for differently abled students
Any other similar facility

Criterion VII: Institutional Values & Best Practices

Document: Photos and videos

Physical facilities (yes/No)	Provision for lift (yes/No)	Ramp/ Rails (yes/No)	Braille Software/facilities (yes/No)	Rest Rooms (yes/No)	Scribes for examination (yes/No)	Special skill development enabled students (yes/No)	Any other similar facility (yes/No)
yes	No	yes	No	yes	yes	yes	yes

1) Physical facilities

The college has set up commodious and well designed physical facilities with the area of 15.2 acres. It comprises of well- furnished pukkah RC buildings.

- Spacious classrooms
- well furnished and fully equipped staff room
- Network connectivity
- Free internet lab resources
- Air conditioned laboratories
- Digital library with network, INFLIBNET and DELNET resource
- wi-fi connectivity
- Drinking water facilities
- Department library
- Hostel
- Transport faculty
- Vast play ground area
- Vehicle shed
- Canteen and stationary facilities
- Three generators.

2) Provision for lift

NIL

3) Ramp / Rails

The physically challenged students are provided with wheel chairs and ramps. Ramps are in their respective classes.

4) Braille Software/facilities

NIL

5) Rest Rooms

Maximum number of bath rooms and rest rooms are constructed with modern facilities.

6) Scribes for examination

Scribes are arranged for those who are physically challenged and usable to write their examinations with the provision of extra time.



7) Special skill development for differently abled students

- Physically disabled students are helped by giving preference in admission and facilities are made for them to enter easily in the class rooms, delivery and laboratories and rest rooms.
- Ramps are established in every block.
- Wheel chairs are provided for physically disabled.
- Scribes are arranged for those who are unable to write their examinations with the provision of extra time.
- Staff and students help them always and give extra care for them.

8) Any other similar facility (Specify)

The differently abled students are helped by the students and also staff members in all possible way for their academic Performance.

7.1.4 Inclusion and Situatedness

1. Number of specific initiatives to address locational advantages and Disadvantages during the last five years

➤ Locational advantage:

The college is suited at the foot hill of Nagamalai which supplies fresh air. The college is located in a calm, serene, clean and green campus. As the institution is present in rural area, all the women students irrespective of caste, creed, community and status are benefitted with a education. Considering the rustic folk in mind, the management of the institution provides a number of fees concession.

➤ Locational disadvantage:

The only disadvantage of the institution is that being a rural area, the students get less exposure when compare to the city side colleges.

2.Number of initiatives taken to engage with and contribute to local community during the last five years(Not addressed elsewhere)

QnM Data Requirement:

Number of initiatives to address locational advantages and disadvantages

Criterion VII: Institutional Values & Best Practices

Number of initiatives taken to engage with and contribute to local community

Year	Number of initiatives to address locational advantages and disadvantages	Number of initiatives taken to engage with and contribute to local community	Date and duration of the initiative	Name of the initiative	Issues addressed	Number of Participating students and staff
2012-2013	—	2	09.06.2012	Diabetics awareness Programme	Health Issues regarding Diabetics	375 & 08
			16.02.2013	Blood Grouping Camp	Identification of Blood Group	360 & 05
	1	—	07.07.2012	Legal awareness Programme	Imparting Knowledge regarding Legal Procedures	328 & 08
2013-2014	—	2	17.08.2013	Natural Therapy	Cure without Medicine	325 & 11
			11.01.2014	Blood Donation Camp	Blood Donation	120 & 05
	2	—	14.12.2013 01.03.2014	Electricity Awareness Programme Consumer Awareness Work Shop	Proper usage and Electricity Saving Consumer Awareness	250 & 12 250 & 14



**NAVARASAM ARTS AND SCIENCE COLLEGE FOR WOMEN,
ARACHALUR, ERODE(Dt)- 638 101 TAMIL NADU**

Criterion VII: Institutional Values & Best Practices

2014-2015	—	1	20.09.2014	Eye Checkup Camp	Eye Checkup	125 & 04
	3	—	09.08.2014	Small Saving Awareness Programme	Importance of small Savings	410 & 20
			03.01.2015	Rainwater Harvesting	Importance of rain water harvesting	320 & 12
			07.02.2015	Forest conservation Awareness Programme	Conservation of Natural Resource	290 & 06
2015-2016	—	1	12.09.2015	Blood Donation Camp	Blood Donation	125 & 05
	2	—	25.07.2015	Environmental Protection Awareness Rally	Environmental Protection	230 & 07
			27.02.2016	Role of Youth in Media	Responsibility of Youth	450 & 25
2016-2017	—	2	17.09.2016	Voters list name enrolment	Electoral	350 & 07
			23.12.2016	Dengue Awareness Programme and distribution of nila vembu herbal extract.	Precautions to control dengue usage of herbal extract as a remedy.	550 & 30
	1	—	04.02.2017	Road Safety Awareness Programme	Safety measures during transportation.	375 & 07

Criterion VII: Institutional Values & Best Practices

7.1.5 Human Values and Professional Ethics

1. Code of conduct handbook exists for students, teachers, governing body, administration including Principal /Officials and support staff

Q_nM YES

2. Display of core values in the institution and on its website

Q_nM YES

3. The institution plans and organizes appropriate activities to increase consciousness about national identities and symbols; Fundamental Duties and Rights of Indian citizens and other constitutional obligations

Q_nM YES

4. The institution offers a course on Human Values and professional ethics.

Q_nM YES

5. The institutional functioning is as per professional code of prescribed / suggested by statutory bodies / regulatory authorities for different professions

Q_nM YES

6. Number of activities conducted for promotion of universal values (Truth, Righteous conduct, Love, Non-Violence and peace); national values, human values, national integration, communal harmony and social cohesion as well as for observance of fundamental duties during the last five years

Q_nM Data Requirement:

Title of the programme/Activity

Duration (from-to)

Number of participants

Documents:

Upload the following documents

Institutional code of conduct for students

Institutional code of conduct for teachers

Handbooks, manuals and brochures on human values and professional ethics.

Report on the student attributes facilitated by the Institution



Criterion VII: Institutional Values & Best Practices

Year	Title of the Program/Activity	Duration(From-To)	Number of Participants
2012-2013	Human Values and Ethics	26.09.2012	450
2012-2013	The Value in culture and modern life	06.02.2013	400
2013-2014	Sustainable lifestyle	07.09.2013	550
2013-2014	Awareness about National History	30.01.2014	525
2014-2015	Cultural Heritage Constitutional Rights	14.09.2014	420
2014-2015	Coaching for National Integration	12.02.2015	470
2015-2016	Environmental Education	14.08.2015	325
2015-2016	Freedom from Greed and Austerity	08.02.2016	440
2016-2017	Inter-Personalized Human Values	14.09.2016	475
2016-2017	Inculcating ethical and Humanistic Values	24.02.2017	520

7. Institution organizes national festivals and birth / death anniversaries of the great Indian personalities.

QM YES

8. The institution maintains complete transparency in its financial, academic, administrative and auxiliary functions

QM Upload a description of efforts of the Institution towards inculcation of human values and professional ethics in students, faculty and society in not more than 200 words.

YES

- The Staff Academic Council headed by Principal with HODs, librarian, physical directress, discuss in staff academic council meeting regarding the required fund of various departments, lab and library. The Principal and HODs submit expenditure statement to the management for allocation of fund to various items and programmes like tuition fees, interest on bank deposits and other miscellaneous items such as research tuition fees and exam fees.
- The external Auditor verifies income and expenditures of various aspects. Receipts and payment vouchers of daily transaction are checked by external

Criterion VII: Institutional Values & Best Practices

auditor after scrutinizing and preparing the income and expenditure statement. External Auditor will submit the audited statement to the management.

- Education is a process of all round development of an individual-Physical, Intellectual, Emotional, Social, Moral and spiritual. The teachers are the facilitators and inculcator of values and transformer of inner being. The institution does not consider education as mere acquisition of information Passing examinations and getting degrees. The college insists to instill a sense of humanism, a deep concern for the well being of others and the nation. The institution adopts number of activities like instruction, relationship between students, Curricular activities etc. To inculcate basic integration among the students and faculty members.
- The institution strives hard to give a best place to work for the faculty member. It aims to ensure production, Security, Cultural and Social development, Welfare, Good environment and offer opportunities for all according to their ability without discrimination.

7.2 Best Practices

7.2.1 Describe at least two institutional best practices (as per NAAC format)

QIM Upload details of two best practices successfully implemented by the institution as per NAAC format

Best Practice – I

1. Title of the Practice

Value Education as a Best Practice

2. Objectives of the Practice

- Student's participation to enhance the quality education and values.
- To develop and create the value added and quality of education.



**NAVARASAM ARTS AND SCIENCE COLLEGE FOR WOMEN,
ARACHALUR, ERODE(Dt)- 638 101 TAMIL NADU**

Criterion VII: Institutional Values & Best Practices

- The IQAC motivates the learners and faculty members to implement the plan of action.
- Students and teachers are motivated to enhance the quality of education.
- To improve the integral growth of human beings.

3. The Context

Students and faculty members play an efficient and enthusiastic role in developing values and quality of education. Both students and teachers are the important participants in the system of higher education.

4. The Practice

- Various committees are formed for developing skill, knowledge and efficiency.
- Students and teachers are encouraged to participate in these committees for the development of curricular activities.
- Every Saturday the value education sections are organized to deliberate the human values, health and hygiene values.
- The value and culture in the modern life against social evils and socialization has been imparted among the students.
- Improving attitudes towards sustainable lifestyle.
- Creating awareness about national history, cultural heritage, constitutional rights, national integration, community development and environment.
- Tolerance and justice are the basic teachings to be woven into environmental education.
- Inculcating principles of self-restraint, self-discipline, contentment, reduction of wants, freedom from greed and austerity which are some of the finest elements.
- Individual empowerment allowing space for students to take responsibility.
- It creates a strong learning environment that enhances academic attainment and develops students' social, cultural and interpersonalised human values.
- The students might face more complicated decision making situations about issues involving values. They should be helped in developing the ability to make proper choices through value education.

Criterion VII: Institutional Values & Best Practices

5. Evidence of Success

- The alumni appreciate often in their meet for initiating the impact of value education and moulding the students.
- The alumni also conveyed their appreciation and happiness for undertaking value education session of students.
- Parents are getting proud and pride regarding the value of life, culture of the society and approaching capacity of the neighbours and relatives because of the value education imparted by the institution.
- Faculty members are much interested by conducting counseling sessions for value education periodically.
- The institution is providing internet facility, maintaining good academic records, more usage of books in library, training and coaching classes for competitive exams for developing future opportunities and value of life.
- Moulds students to have friendly approach with neighbours and family members.
- Builds self-confidence for individual development.
- Inculcates the lives of students with ethical and humanistic values.
- Value Education created curiosity, development of proper interests and attitudes.

6. Problems Encountered and Resources Required:

- Exposure made by the eminent personalities visiting the college.
- Experience based learning by the teachers.
- Media especially print library resources, internet, Website, audio and visual media.
- Handout prepared by the teachers.



Best Practice – II

1. Title of the Practice

Co-Curricular Activities and Club Activities for Self-Help Employment.

2. Objectives of the Practice

- Club activities are the significant practice to bring out their hidden talents.
- To develop skills in all fields, confidence building and creativity.
- To create employment opportunities for the students.
- To make them earn while learn.
- To develop leadership quality among students in team work.
- To get self help employment through club activities.
- Students are encouraged to take full advantage of these opportunities to broaden horizons, excel in interest areas.

3. The Context

- Club activities once in a week.
- Resource for getting self employment.
- Developing computer knowledge skill.
- Students have innate talents-exploring and exposing such talents not only to motivate them but also brings laurels to the institution.
- The co-curricular activities and club activities are necessary in addition to the academic curriculum and to create self employment.
- To promote the dogma of “**Earn While You Learn**”.
- To exhibit and sell the products produced by students through club activities.

4. The Practice

- Every club consists of a coordinator among the faculty members from various departments.
- For club activities 40 students from various courses are selected for carry out the club activities and one student from final UG is designated as club incharge.
- The students of these clubs are well trained and coached for their self help employment for their future.
- Both UG and PG students involve placement cell and career guidance to secure right employment opportunity.
- The Club co-ordinators invite External expert from outside for coaching and training the students in the club activities frequently.
- The following club activities are done by the respective club students for 3 hours every Saturday.

Various clubs and forums are:

1. New method Technological Club
2. Toy Making Club
3. Beautician Training Club
4. Painting Club
5. Tailoring Club
6. Cookery Club
7. Cultural Club
8. Handicraft Club
9. Jewellery Making Club
10. Disaster Management Club
11. Computer Learners Club
12. Embroidery Club
13. Science Club
14. Health Centre
15. Placement Cell
16. Tamil Literary Association.
17. English Literary Association.



Criterion VII: Institutional Values & Best Practices

5. Evidence of Success

- All club activities depend upon the future employment opportunities.
- The part time employment opportunities for learners are acquired skills for generating income.
- Through placement cell 893 students were placed for the past 4 years.
- Through these club activities, students exhibit their talents and their efforts are rightly identified. Some of the out gone students through these club activities have got self employment.
- Many alumni are appreciating the students for their self reliant and skill development.
- All the parents are appreciating the club activities done in the college every Saturday for exhibiting the talent of their daughters such as cooking, painting, Tailoring, embroidery and beautification etc.

6. Problems Encountered and Resources Required:

- Most of the faculty members of our college are important resource persons.
- External Experts are invited for providing coaching and training and the remuneration for the experts is paid by the management.
- Seperate rooms are allotted for all Clubs.
- The infrastructural facilities and accessories are provided by the management to all the clubs like sewing machine for the Tailoring Club, cookery things, gas stove, vessels and edible things for Cookery Club, ornament things and models for Jewellery Making club, needed things for Toys Making club and varieties of paints, brushes for Painting Club, all kinds of makeup things for Beautification club.

7.3 Institutional Distinctiveness

Criterion VII: Institutional Values & Best Practices

7.3.1 Describe/ explain the performance of the institution in one area distinctive to its vision, priority and thrust (20)

Upload description of the institution performance in one area distinctive to its vision, priority and thrust in not more than 500 words.

1. To substantiate the vision of the college, that is to promote rural women empowerment.

- The college offers number of concession and scholarship for the economically poor students to pursue their higher education in the college. For this distinctive feature the Bharathiar University has awarded **“Best Self Financing College Award”** for the self less service of the institution.
- The administrative council and college trust give much importance for the development and betterment of the college education.
- The management inspires the Principal, all the HODs, staff and students for the fulfillment of stated vision and mission.
- Management discusses in the regular meeting the academic, administrative plan and policy and implementation.
- The college fulfills all the requirements of departments like infrastructure, library, building and extension.
- Management offers concession to economically poor students and scholarship for student achievers.
- The management implements all the decisions taken in the IQAC meetings with stake holders for the enhancement of quality assurance and sustenance in all areas of Academic performance of the institution.
- The discussion and decision with regard to the curricular programmes in tune with vision and mission of the Institution taken by various academic bodies are communicated effectively to all students, teaching and Non-teaching staff members of the college through circulars.
- The objectives and programmes of vision and mission are displayed in the notice board of all departments. These are exhibited through flex board in the important sections of the campus.



Criterion VII: Institutional Values & Best Practices



**NAVARASAM ARTS AND SCIENCE COLLEGE FOR WOMEN,
ARACHALUR, ERODE(Dt)- 638 101 TAMIL NADU**

Declaration by the Head of the Institution

I certify that the data included in this Self-study Report (SSR) are true to the best of my Knowledge.

This SSR is prepared by the institution after internal discussions, and no part thereof has been outsourced.

I am aware that the Peer Team will validate the information provided in this SSR during the Peer team visit.

Place: Arachalur

Date: 10.11.2017.



P. Logambal
Signature of the Head of the institution

with seal:

Dr. P. Logambal
Principal
Navarasam Arts & Science
College for Women
NAGAMALAI, ARACHALUR (Po)
ERODE - 638 101.